

VOLATILITY

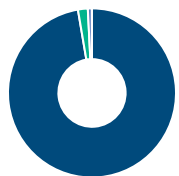


Based on 3 year standard deviation

TOP HOLDINGS

as of March 31, 2026

Orange SA	2.14%
Nippon Building Fund Inc	1.89%
Tryg A/S	1.75%
Koninklijke Ahold Delhaize NV	1.64%
Euronext NV	1.55%
Deutsche Boerse AG CI N	1.44%
SoftBank Corp	1.42%
Terma Rete Elettrica Nazionale SpA	1.42%
Swisscom AG CI N	1.41%
Elisa Oyj CI A	1.35%



ASSET ALLOCATION

as of March 31, 2026

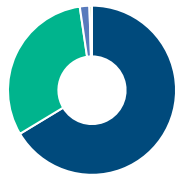
International Equity	97.32%
Income Trust Units	1.89%
Cash and Equivalents	0.78%
Other	0.01%



SECTOR ALLOCATION

as of March 31, 2026

Financial Services	15.73%
Industrial Services	13.37%
Consumer Goods	11.77%
Telecommunications	11.58%
Healthcare	11.39%
Other	36.16%



GEOGRAPHIC ALLOCATION

as of March 31, 2026

Europe	66.40%
Asia	31.27%
Africa and Middle East	1.84%
North America	0.47%
Other	0.02%

UNIVERSAL LIFE MARKET INDEXED ACCOUNT

INTERNATIONAL EQUITY

BMO Low Volatility International Equ ETF (ZLI)

The information contained in this profile is related to the index indicated above. As part of a BMO Life Assurance Company policy, you do not purchase units in this index or a legal interest in any security.

OBJECTIVE

BMO Low Volatility International Equity ETF has been designed to provide exposure to a low beta weighted portfolio of international stocks in developed countries outside of North America. Beta measures the security's sensitivity to market movements.

COMPOUND RETURN

as of March 31, 2026

Period	1 Mth	3 Mth	6 Mth	1 Yr	3 Yr	5 Yr	10 Yr	Inception
Index	-5.41%	2.50%	1.59%	6.88%	10.33%	6.76%	5.82%	6.26%

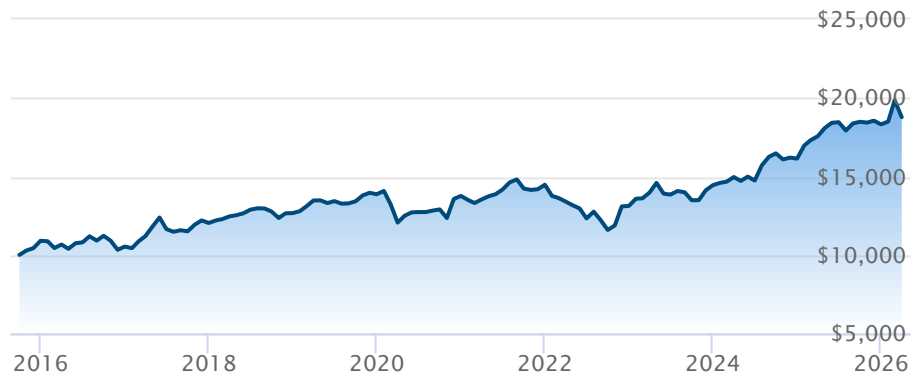
CALENDAR RETURN

as of March 31, 2026

Period	2025	2024	2023	2022	2021	2020	2019	2018	2017
Index	13.52%	11.71%	10.07%	-9.33%	5.19%	-0.77%	9.49%	5.22%	14.26%

GROWTH OF \$10,000

Annual values as of March 31, 2026



■ BMO Low Volatility International Equ ETF (ZLI)

Past performance is no guarantee of future performance. All returns are historical annual compounded total rates of return and reflect changes in yield and distributions reinvested. Managed Indexed, Managed Portfolios and Market Indexed accounts credit an interest amount mirroring the net rate of return of a specified underlying investment, less a BMO Life Assurance Company daily management fee. These rates of return do not reflect the current BMO Life Assurance Company management /universal life fee which must be taken into consideration when determining the net return earned on the account.

Information contained in this document is for illustrative purposes only and is subject to change without notice. The contents of this profile are provided for informational and educational purposes and are not intended to provide investment, tax or legal advice. While every effort has been made to provide accurate and complete information, BMO Life Assurance Company and Fundata Canada will not be held liable for any inaccuracies, errors or omissions in the information provided.

* These are legal trademarks and do not indicate that BMO Life Assurance Company's Universal Life plans or InvestmentPRO is sponsored, endorsed sold or promoted by the trademark owners.



Data Provided By Fundata