

VOLATILITY



Based on 3 year standard deviation

**UNIVERSAL LIFE
MARKET INDEXED ACCOUNT**

SPECIALTY FUNDS

BMO Equal Weight US Banks Index ETF (ZBK)

TOP HOLDINGS

as of March 31, 2026

Citigroup Inc	5.30%
Citizens Financial Group Inc	5.14%
Goldman Sachs Group Inc	5.13%
JPMorgan Chase & Co	5.06%
Webster Financial Corp	5.04%
KeyCorp	5.02%
PNC Financial Services Group Inc	5.02%
East West Bancorp Inc	5.00%
Bank of America Corp	4.99%
First Horizon Corp	4.97%

The information contained in this profile is related to the index indicated above. As part of a BMO Life Assurance Company policy, you do not purchase units in this index or a legal interest in any security.

OBJECTIVE

The fund seeks to replicate, to the extent possible, the performance of the Solactive Equal Weight US Bank Index (the "Index"), net of expenses.

COMPOUND RETURN

as of March 31, 2026

Period	1 Mth	3 Mth	6 Mth	1 Yr	3 Yr	5 Yr	10 Yr	Inception
Index	-1.12%	-2.28%	3.50%	19.65%	25.80%	8.24%	12.57%	10.98%

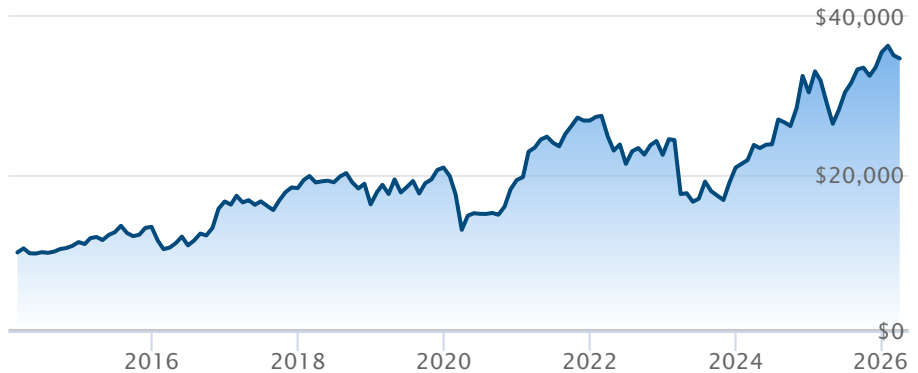
CALENDAR RETURN

as of March 31, 2026

Period	2025	2024	2023	2022	2021	2020	2019	2018	2017
Index	16.91%	45.94%	-7.18%	-16.30%	39.40%	-7.62%	29.07%	-11.40%	10.33%

GROWTH OF \$10,000

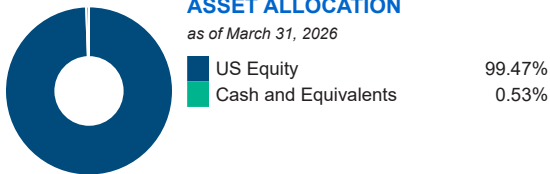
Annual values as of March 31, 2026



■ BMO Equal Weight US Banks Index ETF (ZBK)

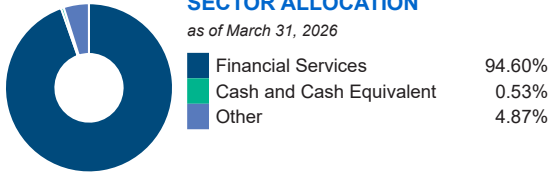
ASSET ALLOCATION

as of March 31, 2026



SECTOR ALLOCATION

as of March 31, 2026



GEOGRAPHIC ALLOCATION

as of March 31, 2026



Past performance is no guarantee of future performance. All returns are historical annual compounded total rates of return and reflect changes in yield and distributions reinvested. Managed Indexed, Managed Portfolios and Market Indexed accounts credit an interest amount mirroring the net rate of return of a specified underlying investment, less a BMO Life Assurance Company daily management fee. These rates of return do not reflect the current BMO Life Assurance Company management /universal life fee which must be taken into consideration when determining the net return earned on the account.

Information contained in this document is for illustrative purposes only and is subject to change without notice. The contents of this profile are provided for informational and educational purposes and are not intended to provide investment, tax or legal advice. While every effort has been made to provide accurate and complete information, BMO Life Assurance Company and Fundata Canada will not be held liable for any inaccuracies, errors or omissions in the information provided.

* These are legal trademarks and do not indicate that BMO Life Assurance Company's Universal Life plans or InvestmentPRO is sponsored, endorsed sold or promoted by the trademark owners.



Data Provided By Fundata