

VOLATILITY



Based on 3 year standard deviation

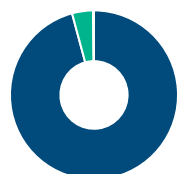
TOP HOLDINGS

as of November 30, 2025

Exact Sciences Corp	2.34%
Eli Lilly and Co	1.77%
Inmed Inc	1.77%
Natera Inc	1.76%
Regeneron Pharmaceuticals Inc	1.73%
Illumina Inc	1.72%
Waters Corp	1.70%
Ionis Pharmaceuticals Inc	1.63%
Intuitive Surgical Inc	1.59%
Universal Health Services Inc Cl B	1.58%

ASSET ALLOCATION

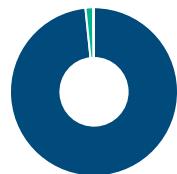
as of November 30, 2025



US Equity	95.80%
International Equity	4.03%
Cash and Equivalents	0.17%

SECTOR ALLOCATION

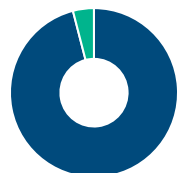
as of November 30, 2025



Healthcare	98.37%
Industrial Goods	1.46%
Cash and Cash Equivalent	0.17%

GEOGRAPHIC ALLOCATION

as of November 30, 2025



North America	95.97%
Europe	4.03%

UNIVERSAL LIFE
MARKET INDEXED ACCOUNTS

SPECIALTY FUNDS

BMO Equal Weight US Health Care Hgd to CAD (ZUH)

The information contained in this profile is related to the index indicated above. As part of a BMO Life Assurance Company policy, you do not purchase units in this index or a legal interest in any security.

OBJECTIVE

The BMO Equal Weight US Health Care Hedged to CAD Index ETF has been designed to replicate, to the extent possible, the performance of the Solactive Equal Weight US Health Care Index Canadian Dollar Hedged, net of expenses.

COMPOUND RETURN

as of November 30, 2025

Period	1 Mth	3 Mth	6 Mth	1 Yr	3 Yr	5 Yr	10 Yr	Inception
Index	7.67%	10.89%	15.23%	2.59%	0.49%	0.82%	6.11%	11.06%

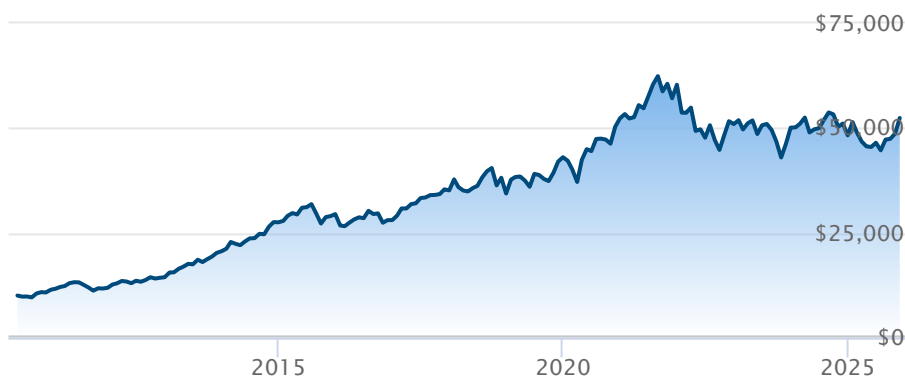
CALENDAR RETURN

as of November 30, 2025

Period	2024	2023	2022	2021	2020	2019	2018	2017	2016
Index	-3.67%	-1.65%	-15.59%	15.30%	21.63%	25.22%	-2.11%	25.29%	-4.84%

GROWTH OF \$10,000

Annual values as of November 30, 2025



■ BMO Equal Weight US Health Care Hgd to CAD (ZUH)

Past performance is no guarantee of future performance. All returns are historical annual compounded total rates of return and reflect changes in yield and distributions reinvested. Managed Indexed, Managed Portfolios and Market Indexed accounts credit an interest amount mirroring the net rate of return of a specified underlying investment, less a BMO Life Assurance Company daily management fee. These rates of return do not reflect the current BMO Life Assurance Company management /universal life fee which must be taken into consideration when determining the net return earned on the account.

Information contained in this document is for illustrative purposes only and is subject to change without notice. The contents of this profile are provided for informational and educational purposes and are not intended to provide investment, tax or legal advice. While every effort has been made to provide accurate and complete information, BMO Life Assurance Company and Fundata Canada will not be held liable for any inaccuracies, errors or omissions in the information provided.

* These are legal trademarks and do not indicate that BMO Life Assurance Company's Universal Life plans or InvestmentPRO is sponsored, endorsed sold or promoted by the trademark owners.



Data Provided By Fundata