

**VOLATILITY**



Based on 3 year standard deviation

**TOP HOLDINGS**

as of April 30, 2026

BMO Aggregate Bond Index ETF (ZAG)	21.92%
BMO Short Corporate Bond Index ETF (ZCS)	6.56%
BMO Mid Corporate Bond Index ETF (ZCM)	6.38%
BMO AAA CLO ETF ETP	6.35%
iShares S&P/TSX Completion Index ETF (XMD)	6.18%
BMO Japan Index ETF C\$H (ZJPN.F)	6.01%
Caterpillar Inc	5.46%
Imperial Oil Ltd	5.30%
Alphabet Inc Cl A	5.15%
Canadian Imperial Bank of Commerce	5.15%

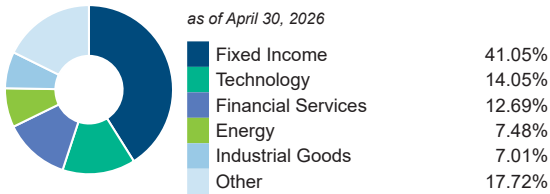
**ASSET ALLOCATION**

as of April 30, 2026



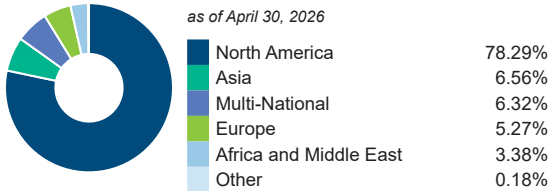
**SECTOR ALLOCATION**

as of April 30, 2026



**GEOGRAPHIC ALLOCATION**

as of April 30, 2026



**STYLE**

as of April 30, 2026

	Value	Blend	Growth
Large			█
Medium			
Small			

**BMO Tactical Global Asset Allocation ETF Fund Adv**

The information contained in this profile is related to the index indicated above. As part of a BMO Life Assurance Company policy, you do not purchase units in this index or a legal interest in any security.

**OBJECTIVE**

This fund's objective is to provide long-term capital growth and preservation of capital by investing primarily, directly or indirectly, in a globally diversified portfolio of equity and fixed income exchange traded funds. The portfolio manager may change the mix of assets according to its outlook for each asset class.

<b>Category</b>	Tactical Balanced	<b>Fund Manager</b>	<b>Start Date</b>
<b>Managed By</b>	BMO Investments Inc.	Raymond Chan	05/24/2024
<b>Inception Date</b>	Apr 28, 2016	Colin Cieszynski	05/24/2024
<b>MER</b>	1.72%	Matthew Montemurro	05/24/2024
<b>Total Assets (\$ millions)</b>	204.12		

**COMPOUND RETURN**

as of April 30, 2026

Period	1 Mth	3 Mth	6 Mth	1 Yr	3 Yr	5 Yr	10 Yr	Inception
Designated Fund	3.05%	2.45%	3.74%	17.58%	12.64%	7.18%	5.96%	5.99%
Benchmark	3.53%	2.14%	1.68%	15.84%	11.99%	7.11%	7.83%	6.02%
Quartile		2	3	3	2	1	2	3

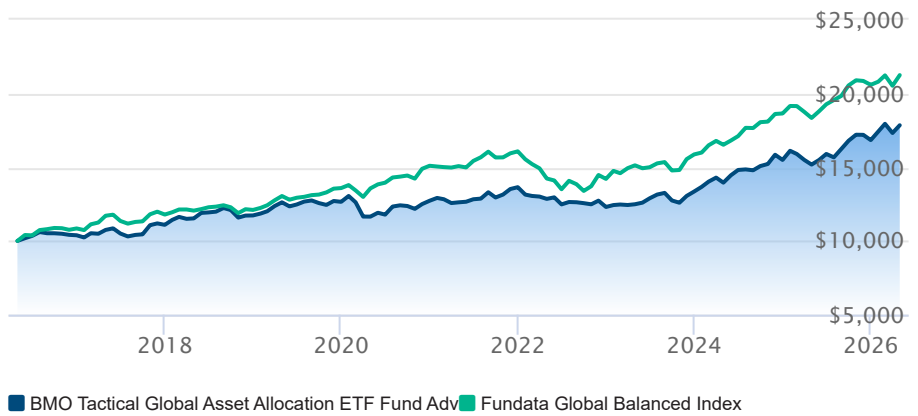
**CALENDAR RETURN**

as of April 30, 2026

Period	2025	2024	2023	2022	2021	2020	2019	2018	2017
Designated Fund	8.69%	16.03%	8.52%	-9.84%	7.24%	0.57%	7.87%	5.76%	6.81%
Benchmark	10.42%	17.48%	11.69%	-11.62%	6.48%	11.12%	12.26%	2.68%	8.66%
Quartile		3	1	2	3	4	4	4	1

**GROWTH OF \$10,000**

Annual values as of April 30, 2026



The information contained on this page is related only to the designated fund or funds shown above. As part of a BMO Life Assurance Company policy, you do not purchase units in this designated fund or a legal interest in any security.

Past performance is no guarantee of future performance. All returns are historical annual compounded total rates of return and reflect changes in yield and distributions reinvested. Managed Indexed, Managed Portfolios and Market Indexed accounts credit an interest amount mirroring the net rate of return of a specified underlying investment, less a BMO Life Assurance Company daily management fee. These rates of return do not reflect the current BMO Life Assurance Company management /universal life fee which must be taken into consideration when determining the net return earned on the account.

Information contained in this document is for illustrative purposes only and is subject to change without notice. The contents of this profile are provided for informational and educational purposes and are not intended to provide investment, tax or legal advice. While every effort has been made to provide accurate and complete information, BMO Life Assurance Company and Fundata Canada will not be held liable for any inaccuracies, errors or omissions in the information provided.

