

**VOLATILITY**



Based on 3 year standard deviation

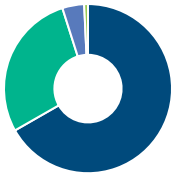
**TOP HOLDINGS**

as of May 31, 2026

Broadcom Inc	6.93%
Apple Inc	6.87%
ASML Holding NV - ADR	6.06%
Microsoft Corp	4.88%
Williams Cos Inc	4.86%
Alphabet Inc Cl A	4.76%
Axa SA	4.41%
Costco Wholesale Corp	4.40%
Allianz SE	4.32%
Royal Bank of Canada	4.20%

**ASSET ALLOCATION**

as of May 31, 2026



US Equity	66.78%
International Equity	28.30%
Canadian Equity	4.20%
Cash and Equivalents	0.72%

**SECTOR ALLOCATION**

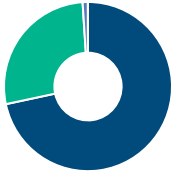
as of May 31, 2026



Technology	34.06%
Financial Services	17.60%
Energy	11.26%
Consumer Services	10.68%
Healthcare	8.62%
Other	17.78%

**GEOGRAPHIC ALLOCATION**

as of May 31, 2026



North America	71.66%
Europe	27.31%
Asia	1.02%
Other	0.01%

**STYLE**

as of May 31, 2026

	Value	Blend	Growth
Large			Large
Medium			Medium
Small			Small

**UNIVERSAL LIFE  
MANAGED INDEXED ACCOUNT**

**INTERNATIONAL EQUITY**

**BMO Global Dividend Fund Advisor Series**

The information contained in this profile is related to the index indicated above. As part of a BMO Life Assurance Company policy, you do not purchase units in this index or a legal interest in any security.

**OBJECTIVE**

The fund's objective is to achieve a high level of total return from the value of your investment, including dividend income and capital gains, by investing primarily in dividend yielding common and preferred shares of companies from around the world. As part of its investment objectives, the fund invests primarily in equities of companies that trade on recognized stock exchanges in countries around the world.

<b>Category</b>	Global Dividend & Income Equity	<b>Fund Manager</b>	<b>Start Date</b>
<b>Managed By</b>	BMO Investments Inc.	Adam Cilio	05/24/2024
<b>Inception Date</b>	Aug 12, 2013	Yvonne Jin	05/28/2025
<b>MER</b>	2.15%		
<b>Total Assets (\$ millions)</b>	519.29		

**COMPOUND RETURN**

as of May 31, 2026

Period	1 Mth	3 Mth	6 Mth	1 Yr	3 Yr	5 Yr	10 Yr	Inception
Designated Fund	2.88%	3.79%	6.90%	16.87%	17.00%	12.54%	9.42%	10.02%
Benchmark	6.39%	8.34%	12.07%	30.86%	22.82%	14.25%	13.34%	9.15%
Quartile	2	2	2	3	2	1	3	2

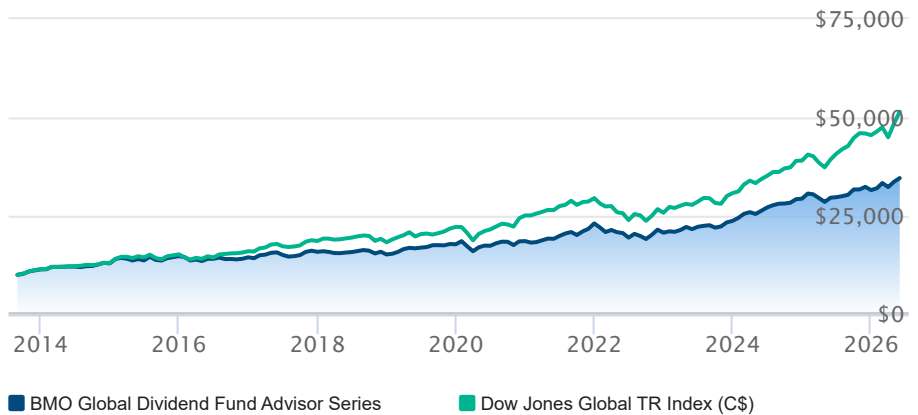
**CALENDAR RETURN**

as of May 31, 2026

Period	2025	2024	2023	2022	2021	2020	2019	2018	2017
Designated Fund	7.43%	23.77%	14.55%	-10.24%	24.21%	4.56%	17.07%	-4.29%	9.66%
Benchmark	16.60%	26.84%	19.37%	-12.64%	17.62%	13.15%	21.41%	-1.79%	16.29%
Quartile	4	1	2	4	2	2	3	3	3

**GROWTH OF \$10,000**

Annual values as of May 31, 2026



The information contained on this page is related only to the designated fund or funds shown above. As part of a BMO Life Assurance Company policy, you do not purchase units in this designated fund or a legal interest in any security.

Past performance is no guarantee of future performance. All returns are historical annual compounded total rates of return and reflect changes in yield and distributions reinvested. Managed Indexed, Managed Portfolios and Market Indexed accounts credit an interest amount mirroring the net rate of return of a specified underlying investment, less a BMO Life Assurance Company daily management fee. These rates of return do not reflect the current BMO Life Assurance Company management /universal life fee which must be taken into consideration when determining the net return earned on the account.

Information contained in this document is for illustrative purposes only and is subject to change without notice. The contents of this profile are provided for informational and educational purposes and are not intended to provide investment, tax or legal advice. While every effort has been made to provide accurate and complete information, BMO Life Assurance Company and Fundata Canada will not be held liable for any inaccuracies, errors or omissions in the information provided.

