

## VOLATILITY



Based on 3 year standard deviation

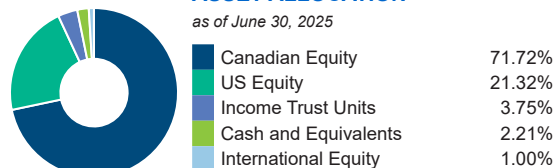
## TOP HOLDINGS

as of June 30, 2025

Royal Bank of Canada	8.48%
Toronto-Dominion Bank	6.26%
Brookfield Corp Cl A	5.21%
Intact Financial Corp	4.43%
Microsoft Corp	4.18%
Bank of Montreal	3.95%
Waste Connections Inc	3.65%
Canadian Natural Resources Ltd	3.62%
Enbridge Inc	3.54%
Canadian Pacific Kansas City Ltd	3.33%

## ASSET ALLOCATION

as of June 30, 2025




## SECTOR ALLOCATION

as of June 30, 2025



## GEOGRAPHIC ALLOCATION

as of June 30, 2025



## STYLE

as of June 30, 2025

Value	Blend	Growth
		Large
		Medium
		Small

UNIVERSAL LIFE  
MANAGED INDEXED ACCOUNTS

## CANADIAN EQUITY

## BMO Dividend Fund Advisor Series

The information contained in this profile is related to the index indicated above. As part of a BMO Life Assurance Company policy, you do not purchase units in this index or a legal interest in any security.

## OBJECTIVE

This fund's objective is to provide a high after-tax return, which includes dividend income and capital gains from growth in the value of your investment. As part of its investment objective, the fund invests primarily in dividend-yielding common and preferred shares of established Canadian companies.

Category	Canadian Dividend & Income Equity	Fund Manager	Start Date
Managed By	BMO Investments Inc.	Lutz Zeitler	06/01/2012
Inception Date	Jun 01, 2012	Philip Harrington	08/31/2013
MER	1.80%		
Total Assets (\$ millions)	10,094.53		

## COMPOUND RETURN

as of June 30, 2025

Period	1 Mth	3 Mth	6 Mth	1 Yr	3 Yr	5 Yr	10 Yr	Inception
Designated Fund	1.13%	5.53%	7.82%	20.19%	11.22%	11.65%	7.72%	9.15%
Benchmark	2.91%	8.53%	10.17%	26.37%	16.09%	15.02%	9.61%	9.65%
Quartile	4	3	2	3	2	4	3	2

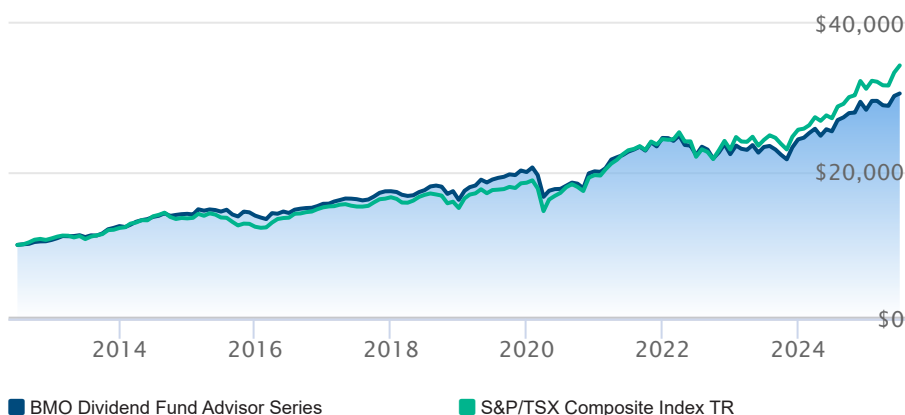
## CALENDAR RETURN

as of June 30, 2025

Period	2024	2023	2022	2021	2020	2019	2018	2017	2016
Designated Fund	16.47%	9.04%	-9.00%	22.66%	0.50%	23.38%	-6.77%	10.98%	11.45%
Benchmark	21.65%	11.75%	-5.84%	25.09%	5.60%	22.88%	-8.89%	9.10%	21.08%
Quartile	3	1	4	4	2	1	2	1	4

## GROWTH OF \$10,000

Annual values as of June 30, 2025



■ BMO Dividend Fund Advisor Series

■ S&amp;P/TSX Composite Index TR

The information contained on this page is related only to the designated fund or funds shown above. As part of a BMO Life Assurance Company policy, you do not purchase units in this designated fund or a legal interest in any security.

Past performance is no guarantee of future performance. All returns are historical annual compounded total rates of return and reflect changes in yield and distributions reinvested. Managed Indexed, Managed Portfolios and Market Indexed accounts credit an interest amount mirroring the net rate of return of a specified underlying investment, less a BMO Life Assurance Company daily management fee. These rates of return do not reflect the current BMO Life Assurance Company management /universal life fee which must be taken into consideration when determining the net return earned on the account.

Information contained in this document is for illustrative purposes only and is subject to change without notice. The contents of this profile are provided for informational and educational purposes and are not intended to provide investment, tax or legal advice. While every effort has been made to provide accurate and complete information, BMO Life Assurance Company and Fundata Canada will not be held liable for any inaccuracies, errors or omissions in the information provided.



Data Provided By Fundata