

**VOLATILITY**



Based on 3 year standard deviation

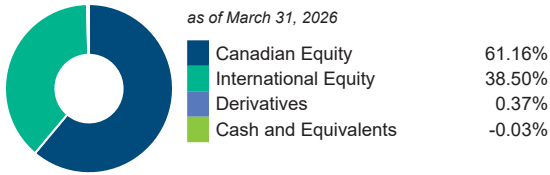
**TOP HOLDINGS**

as of May 31, 2026

Nexgen Energy Ltd	5.90%
Atex Resources Inc	5.52%
General Accident PLC - Pfd	5.10%
Ero Copper Corp	4.65%
Arizona Sonoran Copper Co Inc	4.02%
Alamos Gold Inc Cl A	3.91%
NGEx Minerals Ltd	3.44%
EQ Resources Limited	3.36%
WA1 Resources Ltd	3.24%
FireFly Metals Ltd	3.08%

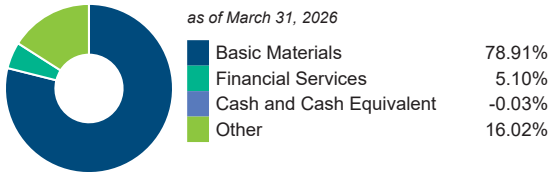
**ASSET ALLOCATION**

as of March 31, 2026



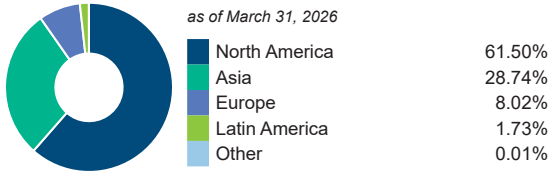
**SECTOR ALLOCATION**

as of March 31, 2026



**GEOGRAPHIC ALLOCATION**

as of March 31, 2026



**STYLE**

as of May 31, 2026

	Value	Blend	Growth	
				Large
				Medium
				Small

**Dynamic Strategic Mining Class Series A**

The information contained in this profile is related to the index indicated above. As part of a BMO Life Assurance Company policy, you do not purchase units in this index or a legal interest in any security.

**OBJECTIVE**

Dynamic Strategic Mining Class seeks to provide long-term capital appreciation by investing primarily in global equity securities of companies involved in the exploration, development and production of physical commodities such as precious metals, base metals, critical minerals, uranium, rare earths and/or ferrous metals.

<b>Category</b>	Natural Resources Equity	<b>Fund Manager</b>	<b>Start Date</b>
<b>Managed By</b>	1832 Asset Management L.P.	Robert Cohen	11/24/2011
<b>Inception Date</b>	Nov 25, 2011	Emily Griffiths	12/11/2025
<b>MER</b>	2.43%		
<b>Total Assets (\$ millions)</b>	205.24		

**COMPOUND RETURN**

as of May 31, 2026

Period	1 Mth	3 Mth	6 Mth	1 Yr	3 Yr	5 Yr	10 Yr	Inception
Designated Fund	3.04%	-8.96%	22.92%	78.98%	25.49%	19.73%	12.04%	8.88%
Benchmark	1.51%	-4.67%	20.41%	63.50%	31.01%	20.61%	11.55%	6.76%
Quartile	1	4	3	1	3	3	3	4

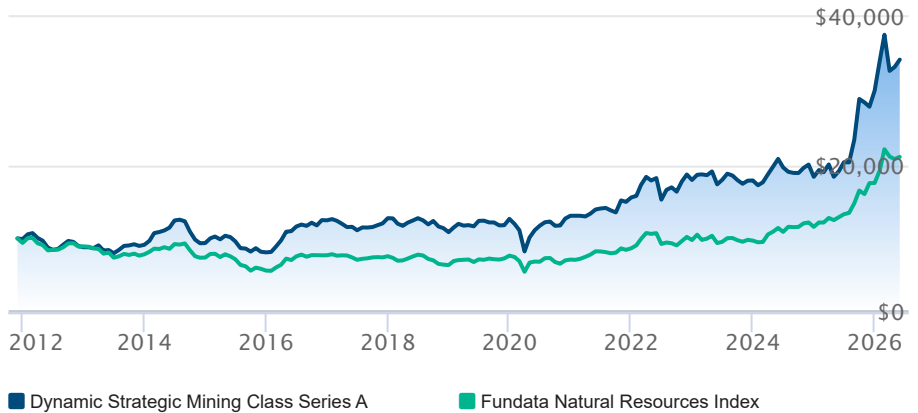
**CALENDAR RETURN**

as of May 31, 2026

Period	2025	2024	2023	2022	2021	2020	2019	2018	2017
Designated Fund	63.60%	2.72%	-0.36%	15.28%	19.00%	3.30%	16.64%	-14.91%	2.34%
Benchmark	51.44%	19.24%	-0.78%	12.86%	21.57%	-7.01%	20.06%	-15.86%	-1.69%
Quartile	1	4	4	3	4	3	1	2	2

**GROWTH OF \$10,000**

Annual values as of May 31, 2026



The information contained on this page is related only to the designated fund or funds shown above. As part of a BMO Life Assurance Company policy, you do not purchase units in this designated fund or a legal interest in any security.

Past performance is no guarantee of future performance. All returns are historical annual compounded total rates of return and reflect changes in yield and distributions reinvested. Managed Indexed, Managed Portfolios and Market Indexed accounts credit an interest amount mirroring the net rate of return of a specified underlying investment, less a BMO Life Assurance Company daily management fee. These rates of return do not reflect the current BMO Life Assurance Company management /universal life fee which must be taken into consideration when determining the net return earned on the account.

Information contained in this document is for illustrative purposes only and is subject to change without notice. The contents of this profile are provided for informational and educational purposes and are not intended to provide investment, tax or legal advice. While every effort has been made to provide accurate and complete information, BMO Life Assurance Company and Fundata Canada will not be held liable for any inaccuracies, errors or omissions in the information provided.

