

VOLATILITY



Based on 3 year standard deviation

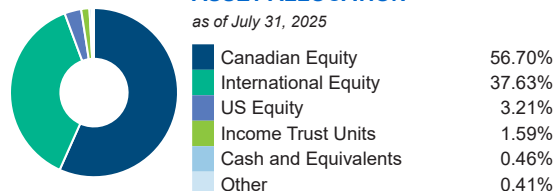
TOP HOLDINGS

as of September 30, 2025

WA1 Resources Ltd	9.01%
CanAlaska Uranium Ltd	8.96%
Nexgen Energy Ltd	7.73%
Alamos Gold Inc Cl A	5.60%
Marimaca Copper Corp	5.58%
NGEx Minerals Ltd	5.34%
Ramelius Resources Ltd	4.22%
Antofagasta PLC	4.07%
Atex Resources Inc	4.01%
Magna Mining Inc	3.59%

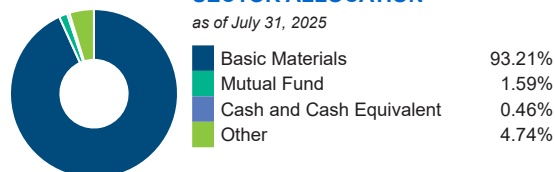
ASSET ALLOCATION

as of July 31, 2025



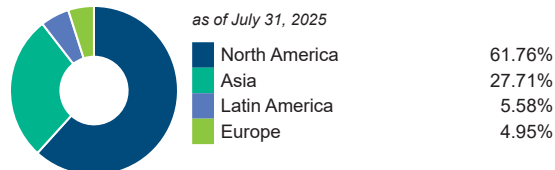
SECTOR ALLOCATION

as of July 31, 2025



GEOGRAPHIC ALLOCATION

as of July 31, 2025



STYLE

as of September 30, 2025

Value	Blend	Growth
		Large
		Medium
		Small

UNIVERSAL LIFE
MANAGED INDEXED ACCOUNTS

SPECIALTY FUNDS

Dynamic Strategic Mining Class Series A

The information contained in this profile is related to the index indicated above. As part of a BMO Life Assurance Company policy, you do not purchase units in this index or a legal interest in any security.

OBJECTIVE

Dynamic Strategic Mining Class seeks to provide long-term capital appreciation by investing primarily in global equity securities of companies involved in the exploration, development and production of physical commodities such as precious metals, base metals, critical minerals, uranium, rare earths and/or ferrous metals.

Category	Natural Resources Equity	Fund Manager	Start Date
Managed By	1832 Asset Management L.P.	Robert Cohen	11/24/2011
Inception Date	Nov 25, 2011	Jennifer Stevenson	11/24/2011
MER	2.43%		
Total Assets (\$ millions)	121.59		

COMPOUND RETURN

as of September 30, 2025

Period	1 Mth	3 Mth	6 Mth	1 Yr	3 Yr	5 Yr	10 Yr	Inception
Designated Fund	23.73%	42.23%	44.33%	53.29%	20.96%	19.82%	13.42%	8.00%
Benchmark	11.75%	24.16%	29.07%	42.70%	22.14%	19.38%	11.35%	6.19%
Quartile	1	1	1	1	1	3	2	1

CALENDAR RETURN

as of September 30, 2025

Period	2024	2023	2022	2021	2020	2019	2018	2017	2016
Designated Fund	2.72%	-0.36%	15.28%	19.00%	3.30%	16.64%	-14.91%	2.34%	53.64%
Benchmark	19.24%	-0.78%	12.86%	21.57%	-7.01%	20.06%	-15.86%	-1.69%	36.74%
Quartile	4	4	3	4	3	1	2	2	1

GROWTH OF \$10,000

Annual values as of September 30, 2025



The information contained on this page is related only to the designated fund or funds shown above. As part of a BMO Life Assurance Company policy, you do not purchase units in this designated fund or a legal interest in any security.

Past performance is no guarantee of future performance. All returns are historical annual compounded total rates of return and reflect changes in yield and distributions reinvested. Managed Indexed, Managed Portfolios and Market Indexed accounts credit an interest amount mirroring the net rate of return of a specified underlying investment, less a BMO Life Assurance Company daily management fee. These rates of return do not reflect the current BMO Life Assurance Company management /universal life fee which must be taken into consideration when determining the net return earned on the account.

Information contained in this document is for illustrative purposes only and is subject to change without notice. The contents of this profile are provided for informational and educational purposes and are not intended to provide investment, tax or legal advice. While every effort has been made to provide accurate and complete information, BMO Life Assurance Company and Fundata Canada will not be held liable for any inaccuracies, errors or omissions in the information provided.



Data Provided By Fundata