

VOLATILITY



Based on 3 year standard deviation

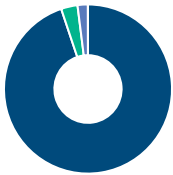
TOP HOLDINGS

as of May 31, 2026

USD Currency	1.46%
HUB International Ltd 7.25% 15-Jun-2030	0.80%
SV RNO PROPERTY OWNER 1 SR SECURED 144A 5.88% 01-Mar-2031	0.68%
Dish Network Corp 11.75% 15-Nov-2027	0.61%
PR RNO PROPERTY OWNER 1 SR SECURED 144A 6.50% 01-May-2031	0.57%
XPLR Infrastructure LP 2.50% 15-Jun-2026	0.53%
American Airlines Inc 5.75% 20-Apr-2029	0.52%
EchoStar Corp 10.75% 30-Nov-2029	0.51%
HERC HOLDINGS INC COMPANY GUAR 144A 7.25% 15-Jun-2033	0.51%
Venture Global LNG Inc 9.88% 01-Feb-2032	0.50%

ASSET ALLOCATION

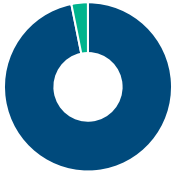
as of May 31, 2026



Foreign Corporate Bonds	94.84%
Cash and Equivalents	3.16%
Foreign Bonds - Other	1.99%
Other	0.01%

SECTOR ALLOCATION

as of May 31, 2026



Fixed Income	96.83%
Cash and Cash Equivalent	3.17%

GEOGRAPHIC ALLOCATION

as of May 31, 2026



North America	100.00%
---------------	---------

STYLE

as of May 31, 2026

	Value	Blend	Growth
Large			
Medium			
Small			

**UNIVERSAL LIFE
MANAGED INDEXED ACCOUNT**

FIXED INCOME

BMO U.S. High Yield Bond Fund Advisor Series

The information contained in this profile is related to the index indicated above. As part of a BMO Life Assurance Company policy, you do not purchase units in this index or a legal interest in any security.

OBJECTIVE

This fund's objective is to provide a high level of total return through a combination of income and capital appreciation by investing primarily in fixed income securities issued by United States corporations.

Category	High Yield Fixed Income	Fund Manager	Start Date
Managed By	BMO Investments Inc.	Daniel DeYoung	11/12/2021
Inception Date	Nov 11, 2009	Spencer Sutcliffe	05/28/2025
MER	1.60%		
Total Assets (\$ millions)	383.75		

COMPOUND RETURN

as of May 31, 2026

Period	1 Mth	3 Mth	6 Mth	1 Yr	3 Yr	5 Yr	10 Yr	Inception
Designated Fund	0.35%	0.31%	0.85%	4.00%	6.04%	2.00%	2.80%	3.56%
Benchmark	1.73%	1.68%	1.44%	8.06%	10.49%	6.15%	5.90%	5.99%
Quartile	3	3	4	4	4	4	4	4

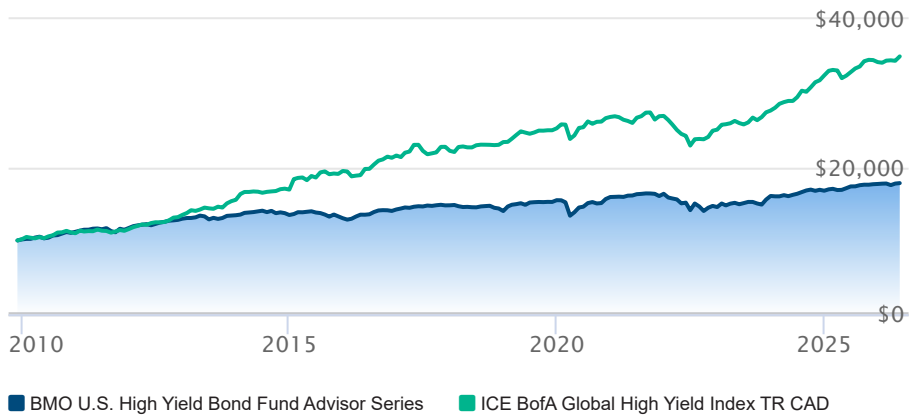
CALENDAR RETURN

as of May 31, 2026

Period	2025	2024	2023	2022	2021	2020	2019	2018	2017
Designated Fund	5.48%	4.44%	10.35%	-11.02%	2.74%	2.79%	10.53%	-5.27%	3.97%
Benchmark	5.59%	17.23%	10.36%	-6.92%	0.50%	6.14%	7.98%	5.36%	2.96%
Quartile	2	4	2	4	4	4	3	4	4

GROWTH OF \$10,000

Annual values as of May 31, 2026



The information contained on this page is related only to the designated fund or funds shown above. As part of a BMO Life Assurance Company policy, you do not purchase units in this designated fund or a legal interest in any security.

Past performance is no guarantee of future performance. All returns are historical annual compounded total rates of return and reflect changes in yield and distributions reinvested. Managed Indexed, Managed Portfolios and Market Indexed accounts credit an interest amount mirroring the net rate of return of a specified underlying investment, less a BMO Life Assurance Company daily management fee. These rates of return do not reflect the current BMO Life Assurance Company management /universal life fee which must be taken into consideration when determining the net return earned on the account.

Information contained in this document is for illustrative purposes only and is subject to change without notice. The contents of this profile are provided for informational and educational purposes and are not intended to provide investment, tax or legal advice. While every effort has been made to provide accurate and complete information, BMO Life Assurance Company and Fundata Canada will not be held liable for any inaccuracies, errors or omissions in the information provided.

