

VOLATILITY



Based on 3 year standard deviation

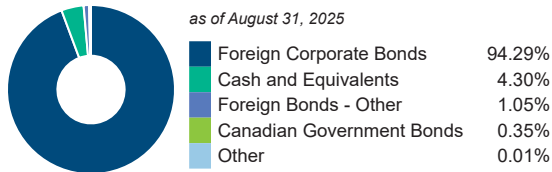
TOP HOLDINGS

as of August 31, 2025

USD Currency	1.61%
HUB International Ltd 7.25% 15-Jun-2030	0.79%
Hilcorp Energy I LP 6.25% 01-Nov-2028	0.74%
Cloud Software Group Inc 6.50% 31-Mar-2029	0.70%
VENTURE GLOBAL PLAQUE SR SECURED 144A 6.75% 15-Jan-2036	0.65%
CAD Currency	0.63%
Dish Network Corp 11.75% 15-Nov-2027	0.61%
HERC HOLDINGS INC COMPANY GUAR 144A 7.25% 15-Jun-2033	0.58%
XPLR Infrastructure Optrng Par 4.50% 15-Sep-2027	0.57%
Sirius XM Radio LLC 3.13% 01-Sep-2026	0.56%

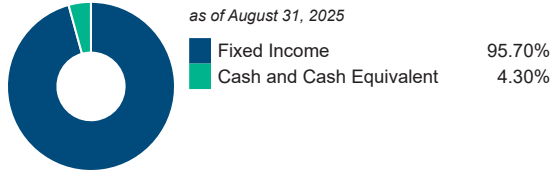
ASSET ALLOCATION

as of August 31, 2025




SECTOR ALLOCATION

as of August 31, 2025



GEOGRAPHIC ALLOCATION

as of August 31, 2025



STYLE

as of August 31, 2025

	Value	Blend	Growth
Large			
Medium			
Small			

**UNIVERSAL LIFE
MANAGED INDEXED ACCOUNTS**

FIXED INCOME

BMO U.S. High Yield Bond Fund Advisor Series

The information contained in this profile is related to the index indicated above. As part of a BMO Life Assurance Company policy, you do not purchase units in this index or a legal interest in any security.

OBJECTIVE

This fund's objective is to provide a high level of total return through a combination of income and capital appreciation by investing primarily in fixed income securities issued by United States corporations.

Category	High Yield Fixed Income	Fund Manager	Start Date
Managed By	BMO Investments Inc.	Daniel DeYoung	11/12/2021
Inception Date	Nov 11, 2009	Spencer Sutcliffe	05/28/2025
MER	1.60%		
Total Assets (\$ millions)	393.28		

COMPOUND RETURN

as of August 31, 2025

Period	1 Mth	3 Mth	6 Mth	1 Yr	3 Yr	5 Yr	10 Yr	Inception
Designated Fund	0.89%	2.36%	2.90%	4.25%	6.21%	2.84%	2.62%	3.63%
Benchmark	0.80%	3.83%	1.40%	11.38%	12.22%	5.40%	5.66%	6.00%
Quartile	2	4	2	4	4	4	4	2

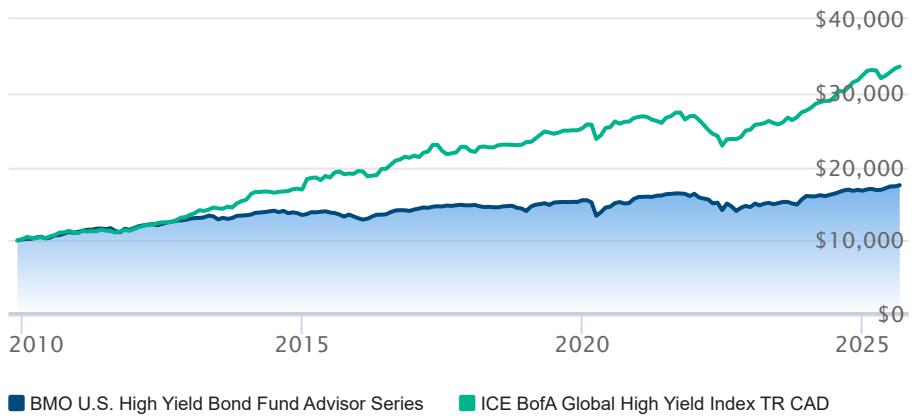
CALENDAR RETURN

as of August 31, 2025

Period	2024	2023	2022	2021	2020	2019	2018	2017	2016
Designated Fund	4.44%	10.35%	-11.02%	2.74%	2.79%	10.53%	-5.27%	3.97%	9.10%
Benchmark	17.23%	10.36%	-6.92%	0.50%	6.14%	7.98%	5.36%	2.96%	10.80%
Quartile	4	2	4	4	4	3	4	4	4

GROWTH OF \$10,000

Annual values as of August 31, 2025



The information contained on this page is related only to the designated fund or funds shown above. As part of a BMO Life Assurance Company policy, you do not purchase units in this designated fund or a legal interest in any security.

Past performance is no guarantee of future performance. All returns are historical annual compounded total rates of return and reflect changes in yield and distributions reinvested. Managed Indexed, Managed Portfolios and Market Indexed accounts credit an interest amount mirroring the net rate of return of a specified underlying investment, less a BMO Life Assurance Company daily management fee. These rates of return do not reflect the current BMO Life Assurance Company management /universal life fee which must be taken into consideration when determining the net return earned on the account.

Information contained in this document is for illustrative purposes only and is subject to change without notice. The contents of this profile are provided for informational and educational purposes and are not intended to provide investment, tax or legal advice. While every effort has been made to provide accurate and complete information, BMO Life Assurance Company and Fundata Canada will not be held liable for any inaccuracies, errors or omissions in the information provided.

