

VOLATILITY



Based on 3 year standard deviation

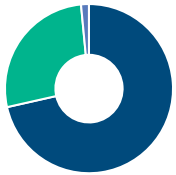
TOP HOLDINGS

as of May 31, 2026

NVIDIA Corp	4.85%
Shopify Inc Cl A	4.59%
Broadcom Inc	4.25%
Agnico Eagle Mines Ltd	4.15%
Amazon.com Inc	3.79%
Meta Platforms Inc Cl A	3.63%
Alphabet Inc Cl C	3.55%
Royal Bank of Canada	3.52%
Cenovus Energy Inc	3.35%
Suncor Energy Inc	3.35%

ASSET ALLOCATION

as of May 31, 2026



Canadian Equity	71.51%
US Equity	26.99%
Income Trust Units	1.52%
Cash and Equivalents	-0.01%
Other	-0.01%

SECTOR ALLOCATION

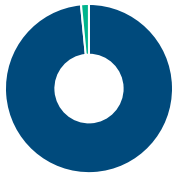
as of May 31, 2026



Technology	28.57%
Financial Services	22.91%
Energy	11.81%
Consumer Services	11.56%
Basic Materials	11.27%
Other	13.88%

GEOGRAPHIC ALLOCATION

as of May 31, 2026



North America	98.49%
Latin America	1.52%
Other	-0.01%

STYLE

as of May 31, 2026

	Value	Blend	Growth
Large			█
Medium			
Small			

CI Canadian All Cap Equity Income Fund Ser A

The information contained in this profile is related to the index indicated above. As part of a BMO Life Assurance Company policy, you do not purchase units in this index or a legal interest in any security.

OBJECTIVE

The Fund's investment objective is to provide a consistent monthly income and capital appreciation by investing primarily in a diversified portfolio of Canadian securities, including equities, fixed-income instruments, REITs and royalty and income trusts.

Category	Canadian Focused Equity	Fund Manager	Bryan Brown	Start Date	11/01/2018
Managed By	CI Global Asset Management				
Inception Date	Sep 18, 2009				
MER	2.35%				
Total Assets (\$ millions)	1,682.40				

COMPOUND RETURN

as of May 31, 2026

Period	1 Mth	3 Mth	6 Mth	1 Yr	3 Yr	5 Yr	10 Yr	Inception
Designated Fund	0.59%	2.65%	4.01%	16.68%	16.06%	8.40%	8.00%	10.03%
Benchmark	3.80%	3.89%	11.82%	33.62%	23.32%	14.27%	12.27%	8.81%
Quartile	4	3	3	3	3	4	4	3

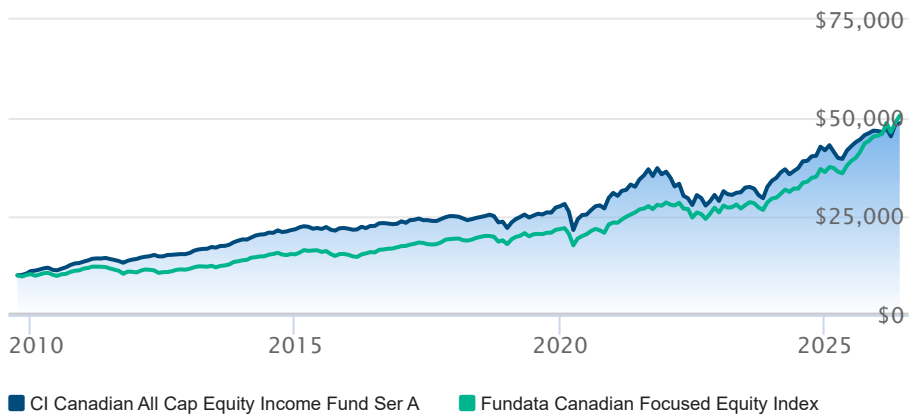
CALENDAR RETURN

as of May 31, 2026

Period	2025	2024	2023	2022	2021	2020	2019	2018	2017
Designated Fund	11.70%	22.76%	17.78%	-20.50%	17.40%	12.26%	25.16%	-11.97%	5.43%
Benchmark	25.52%	22.75%	13.60%	-8.87%	21.76%	7.58%	21.45%	-7.14%	10.80%
Quartile	4	2	2	4	4	2	1	4	3

GROWTH OF \$10,000

Annual values as of May 31, 2026



The information contained on this page is related only to the designated fund or funds shown above. As part of a BMO Life Assurance Company policy, you do not purchase units in this designated fund or a legal interest in any security.

Past performance is no guarantee of future performance. All returns are historical annual compounded total rates of return and reflect changes in yield and distributions reinvested. Managed Indexed, Managed Portfolios and Market Indexed accounts credit an interest amount mirroring the net rate of return of a specified underlying investment, less a BMO Life Assurance Company daily management fee. These rates of return do not reflect the current BMO Life Assurance Company management /universal life fee which must be taken into consideration when determining the net return earned on the account.

Information contained in this document is for illustrative purposes only and is subject to change without notice. The contents of this profile are provided for informational and educational purposes and are not intended to provide investment, tax or legal advice. While every effort has been made to provide accurate and complete information, BMO Life Assurance Company and Fundata Canada will not be held liable for any inaccuracies, errors or omissions in the information provided.

