

VOLATILITY



Based on 3 year standard deviation

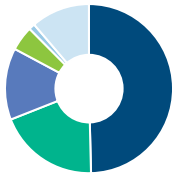
TOP HOLDINGS

as of May 31, 2026

CI Canadian Bond Fund Series I	35.25%
CI Private Market Growth Fund (Series I)	6.17%
Royal Bank of Canada	3.67%
Agnico Eagle Mines Ltd	3.27%
Bank of Montreal	2.97%
Toronto-Dominion Bank	2.80%
Canadian Imperial Bank of Commerce	2.72%
AltaGas Ltd	2.59%
Canadian Natural Resources Ltd	2.51%
Suncor Energy Inc	2.27%

ASSET ALLOCATION

as of May 31, 2026



Canadian Equity	49.62%
Canadian Government Bonds	19.44%
Canadian Corporate Bonds	13.72%
US Equity	4.72%
Income Trust Units	1.17%
Other	11.33%

SECTOR ALLOCATION

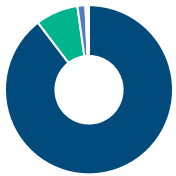
as of May 31, 2026



Fixed Income	34.61%
Financial Services	19.82%
Energy	8.55%
Mutual Fund	8.20%
Basic Materials	7.26%
Other	21.56%

GEOGRAPHIC ALLOCATION

as of May 31, 2026



North America	89.60%
Multi-National	8.20%
Latin America	1.53%
Asia	0.44%
Europe	0.21%
Other	0.02%

STYLE

as of May 31, 2026

	Value	Blend	Growth
Large			█
Medium			
Small			

**UNIVERSAL LIFE
MANAGED INDEXED ACCOUNT**

BALANCED FUNDS

CI Canadian Asset Allocation Corporate Class A

The information contained in this profile is related to the index indicated above. As part of a BMO Life Assurance Company policy, you do not purchase units in this index or a legal interest in any security.

OBJECTIVE

This fund's objective is to achieve a superior total investment return by investing, directly or indirectly, in a combination of primarily Canadian equity and fixed income securities. Indirect investments may include convertible securities, derivatives, equity-related securities and securities of other mutual funds. Any change to the fundamental investment objective must be approved by a majority of the votes cast by shareholders at a meeting called to consider the change

Category	Tactical Balanced	Fund Manager	Start Date
Managed By	CI Global Asset Management	Bryan Brown	07/02/2021
Inception Date	Dec 31, 2007	Matthew Strauss	11/25/2022
MER	2.50%	Grant Connor	02/15/2024
Total Assets (\$ millions)	845.24	Robert Swanson	10/21/2025

COMPOUND RETURN

as of May 31, 2026

Period	1 Mth	3 Mth	6 Mth	1 Yr	3 Yr	5 Yr	10 Yr	Inception
Designated Fund	1.70%	0.94%	3.27%	9.79%	9.33%	4.04%	4.13%	4.81%
Benchmark	4.15%	4.24%	6.13%	17.74%	14.02%	8.11%	7.84%	6.15%
Quartile		3	3	4	4	4	4	4

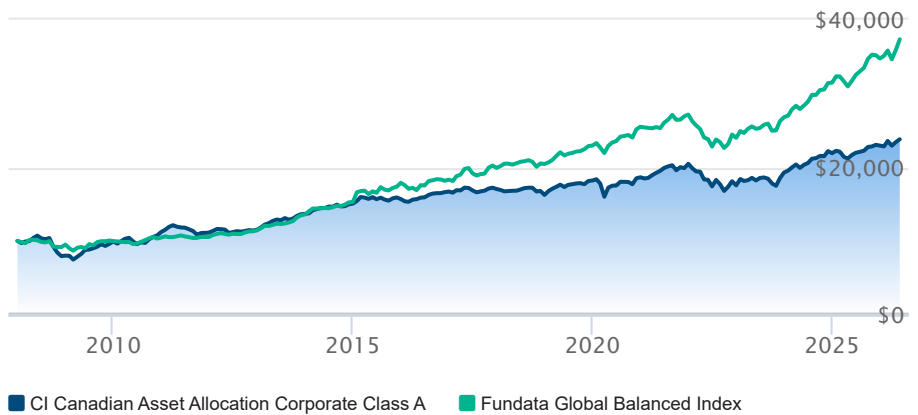
CALENDAR RETURN

as of May 31, 2026

Period	2025	2024	2023	2022	2021	2020	2019	2018	2017
Designated Fund	4.70%	13.55%	9.97%	-14.28%	9.79%	2.42%	12.03%	-4.69%	2.02%
Benchmark	10.42%	17.48%	11.69%	-11.62%	6.48%	11.12%	12.26%	2.68%	8.66%
Quartile		4	2	2	4	3	3	3	4

GROWTH OF \$10,000

Annual values as of May 31, 2026



The information contained on this page is related only to the designated fund or funds shown above. As part of a BMO Life Assurance Company policy, you do not purchase units in this designated fund or a legal interest in any security.

Past performance is no guarantee of future performance. All returns are historical annual compounded total rates of return and reflect changes in yield and distributions reinvested. Managed Indexed, Managed Portfolios and Market Indexed accounts credit an interest amount mirroring the net rate of return of a specified underlying investment, less a BMO Life Assurance Company daily management fee. These rates of return do not reflect the current BMO Life Assurance Company management /universal life fee which must be taken into consideration when determining the net return earned on the account.

Information contained in this document is for illustrative purposes only and is subject to change without notice. The contents of this profile are provided for informational and educational purposes and are not intended to provide investment, tax or legal advice. While every effort has been made to provide accurate and complete information, BMO Life Assurance Company and Fundata Canada will not be held liable for any inaccuracies, errors or omissions in the information provided.



Data Provided By Fundata