

VOLATILITY



Based on 3 year standard deviation

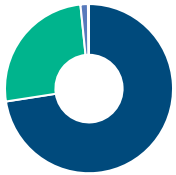
TOP HOLDINGS

as of April 30, 2026

NVIDIA Corp	4.49%
Shopify Inc Cl A	4.34%
Agnico Eagle Mines Ltd	3.86%
Broadcom Inc	3.76%
Amazon.com Inc	3.71%
Alphabet Inc Cl A	3.69%
Cenovus Energy Inc	3.65%
Suncor Energy Inc	3.60%
Canadian Natural Resources Ltd	3.30%
Canadian Imperial Bank of Commerce	3.28%

ASSET ALLOCATION

as of April 30, 2026



Canadian Equity	72.57%
US Equity	25.80%
Income Trust Units	1.44%
Cash and Equivalents	0.18%
Other	0.01%

SECTOR ALLOCATION

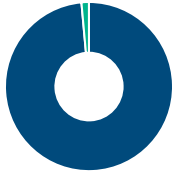
as of April 30, 2026



Technology	26.95%
Financial Services	24.37%
Energy	12.60%
Consumer Services	11.81%
Basic Materials	10.14%
Other	14.13%

GEOGRAPHIC ALLOCATION

as of April 30, 2026



North America	98.56%
Latin America	1.44%

STYLE

as of April 30, 2026

	Value	Blend	Growth
Large			Large
Medium			Medium
Small			Small

CI Canadian Equity Growth Corporate Class A

The information contained in this profile is related to the index indicated above. As part of a BMO Life Assurance Company policy, you do not purchase units in this index or a legal interest in any security.

OBJECTIVE

This fund's objective is to achieve long-term capital growth by investing, directly or indirectly, primarily in equity securities of Canadian companies. Indirect investments may include convertible securities, derivatives, equity-related securities and securities of other mutual funds. Any change to the fundamental investment objective must be approved by a majority of the votes cast by shareholders at a meeting called to consider the change.

Category	Canadian Focused Equity	Fund Manager	Start Date
Managed By	CI Global Asset Management	Bryan Brown	06/07/2023
Inception Date	Dec 31, 2007		
MER	2.44%		
Total Assets (\$ millions)	1,293.96		

COMPOUND RETURN

as of April 30, 2026

Period	1 Mth	3 Mth	6 Mth	1 Yr	3 Yr	5 Yr	10 Yr	Inception
Designated Fund	6.72%	4.22%	4.51%	21.33%	16.31%	11.34%	9.64%	8.64%
Benchmark	5.08%	5.86%	10.30%	35.68%	20.30%	13.89%	12.09%	8.72%
Quartile	2	3	3	3	2	3	3	3

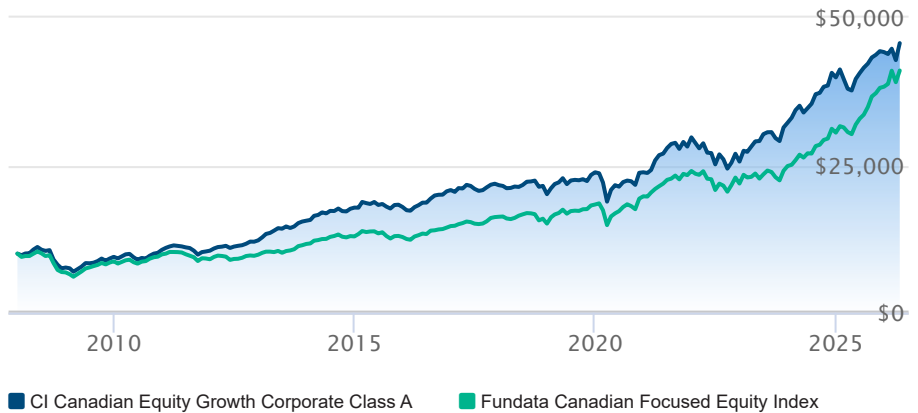
CALENDAR RETURN

as of April 30, 2026

Period	2025	2024	2023	2022	2021	2020	2019	2018	2017
Designated Fund	10.76%	23.88%	25.75%	-13.85%	24.89%	0.01%	18.50%	-7.07%	3.98%
Benchmark	25.52%	22.75%	13.60%	-8.87%	21.76%	7.58%	21.45%	-7.14%	10.80%
Quartile	4	2	1	3	2	4	3	2	4

GROWTH OF \$10,000

Annual values as of April 30, 2026



The information contained on this page is related only to the designated fund or funds shown above. As part of a BMO Life Assurance Company policy, you do not purchase units in this designated fund or a legal interest in any security.

Past performance is no guarantee of future performance. All returns are historical annual compounded total rates of return and reflect changes in yield and distributions reinvested. Managed Indexed, Managed Portfolios and Market Indexed accounts credit an interest amount mirroring the net rate of return of a specified underlying investment, less a BMO Life Assurance Company daily management fee. These rates of return do not reflect the current BMO Life Assurance Company management /universal life fee which must be taken into consideration when determining the net return earned on the account.

Information contained in this document is for illustrative purposes only and is subject to change without notice. The contents of this profile are provided for informational and educational purposes and are not intended to provide investment, tax or legal advice. While every effort has been made to provide accurate and complete information, BMO Life Assurance Company and Fundata Canada will not be held liable for any inaccuracies, errors or omissions in the information provided.

