

## VOLATILITY



Based on 3 year standard deviation

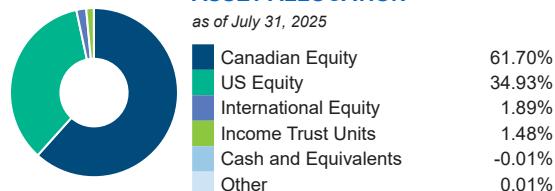
## TOP HOLDINGS

as of July 31, 2025

Shopify Inc CI A	4.05%
Amazon.com Inc	3.50%
Alphabet Inc CI A	3.43%
Microsoft Corp	3.23%
NVIDIA Corp	3.16%
Meta Platforms Inc CI A	3.12%
Brookfield Corp CI A	3.11%
Fairfax Financial Holdings Ltd	3.08%
Element Fleet Management Corp	3.05%
WSP Global Inc	2.99%


## ASSET ALLOCATION

as of July 31, 2025



## SECTOR ALLOCATION

as of July 31, 2025



## GEOGRAPHIC ALLOCATION

as of July 31, 2025



## STYLE

as of July 31, 2025

Value	Blend	Growth
		Large
		Medium
		Small

UNIVERSAL LIFE  
MANAGED INDEXED ACCOUNTS

## CANADIAN EQUITY

## CI Canadian Equity Growth Corporate Class A

The information contained in this profile is related to the index indicated above. As part of a BMO Life Assurance Company policy, you do not purchase units in this index or a legal interest in any security.

## OBJECTIVE

This fund's objective is to achieve long-term capital growth by investing, directly or indirectly, primarily in equity securities of Canadian companies. Indirect investments may include convertible securities, derivatives, equity-related securities and securities of other mutual funds. Any change to the fundamental investment objective must be approved by a majority of the votes cast by shareholders at a meeting called to consider the change.

Category	Canadian Focused Equity	Fund Manager	Start Date
Managed By	CI Global Asset Management	Bryan Brown	06/07/2023
Inception Date	Dec 31, 2007		
MER	2.44%		
Total Assets (\$ millions)	1,306.87		

## COMPOUND RETURN

as of July 31, 2025

Period	1 Mth	3 Mth	6 Mth	1 Yr	3 Yr	5 Yr	10 Yr	Inception
Designated Fund	2.25%	10.27%	0.70%	12.09%	15.67%	13.41%	8.47%	8.43%
Benchmark	2.07%	10.93%	6.17%	18.81%	15.35%	13.40%	9.44%	8.27%
Quartile	2	2	4	3	1	3	3	4

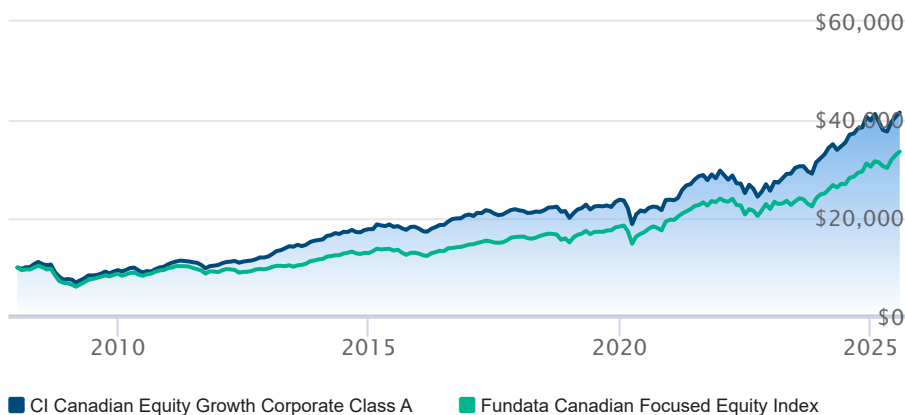
## CALENDAR RETURN

as of July 31, 2025

Period	2024	2023	2022	2021	2020	2019	2018	2017	2016
Designated Fund	23.88%	25.75%	-13.85%	24.89%	0.01%	18.50%	-7.07%	3.98%	16.01%
Benchmark	22.75%	13.60%	-8.87%	21.76%	7.58%	21.45%	-7.14%	10.80%	14.44%
Quartile	2	1	3	2	4	3	2	4	2

## GROWTH OF \$10,000

Annual values as of July 31, 2025



The information contained on this page is related only to the designated fund or funds shown above. As part of a BMO Life Assurance Company policy, you do not purchase units in this designated fund or a legal interest in any security.

Past performance is no guarantee of future performance. All returns are historical annual compounded total rates of return and reflect changes in yield and distributions reinvested. Managed Indexed, Managed Portfolios and Market Indexed accounts credit an interest amount mirroring the net rate of return of a specified underlying investment, less a BMO Life Assurance Company daily management fee. These rates of return do not reflect the current BMO Life Assurance Company management /universal life fee which must be taken into consideration when determining the net return earned on the account.

Information contained in this document is for illustrative purposes only and is subject to change without notice. The contents of this profile are provided for informational and educational purposes and are not intended to provide investment, tax or legal advice. While every effort has been made to provide accurate and complete information, BMO Life Assurance Company and Fundata Canada will not be held liable for any inaccuracies, errors or omissions in the information provided.



Data Provided By Fundata