

## VOLATILITY



Based on 3 year standard deviation

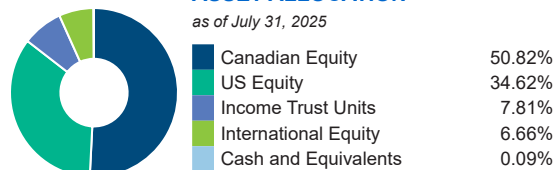
## TOP HOLDINGS

as of July 31, 2025

|   |       |
|---|-------|
| KKR & Co Inc                                  | 5.05% |
| Information Services Corp CI A                | 4.95% |
| Live Nation Entertainment Inc                 | 4.09% |
| Stantec Inc                                   | 3.91% |
| Cargojet Inc                                  | 3.74% |
| Trisura Group Ltd                             | 3.70% |
| Brookfield Business Partners LP - Units       | 3.69% |
| Brookfield Infrastructure Partners LP - Units | 3.53% |
| Atlanta Braves Holdings Inc                   | 3.34% |
| Waste Connections Inc                         | 3.32% |

## ASSET ALLOCATION

as of July 31, 2025




## SECTOR ALLOCATION

as of July 31, 2025



## GEOGRAPHIC ALLOCATION

as of July 31, 2025



## STYLE

as of July 31, 2025

| Value | Blend | Growth |
|-------|-------|--------|
|       |       | Large  |
|       |       | Medium |
|       |       | Small  |

UNIVERSAL LIFE  
MANAGED INDEXED ACCOUNTS

## CANADIAN EQUITY

## CI North American Small/Mid Cap Equity Fund A

The information contained in this profile is related to the index indicated above. As part of a BMO Life Assurance Company policy, you do not purchase units in this index or a legal interest in any security.

## OBJECTIVE

The Fund's investment objective is to provide consistent monthly income and capital appreciation by investing in equity securities of small and medium capitalization companies and trusts, as well as preferred securities and convertible debentures and, to a lesser extent, in other interest-bearing securities, such as bonds, bills or bankers' acceptances.

|                            |                                       |              |              |            |            |
|----------------------------|---------------------------------------|--------------|--------------|------------|------------|
| Category                   | Canadian Focused Small/Mid Cap Equity | Fund Manager | Aubrey Hearn | Start Date | 07/27/2005 |
| Managed By                 | CI Global Asset Management            |              | Jack Hall    |            | 06/01/2018 |
| Inception Date             | Jul 28, 2005                          |              | Evan Rodvang |            | 06/11/2025 |
| MER                        | 2.42%                                 |              |              |            |            |
| Total Assets (\$ millions) | 1,120.92                              |              |              |            |            |

## COMPOUND RETURN

as of July 31, 2025

| Period          | 1 Mth | 3 Mth  | 6 Mth  | 1 Yr   | 3 Yr   | 5 Yr   | 10 Yr | Inception |
|-----------------|-------|--------|--------|--------|--------|--------|-------|-----------|
| Designated Fund | 0.88% | 10.15% | -0.35% | 6.26%  | 9.29%  | 9.84%  | 6.09% | 9.90%     |
| Benchmark       | 1.91% | 14.51% | 9.13%  | 15.93% | 12.49% | 12.96% | 8.30% | 6.61%     |
| Quartile        | 4     | 4      | 4      | 4      | 2      | 3      | 3     | 4         |

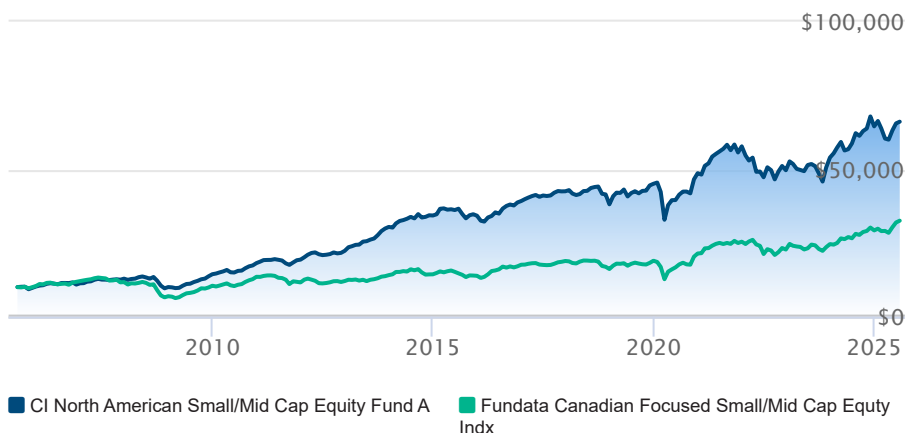
## CALENDAR RETURN

as of July 31, 2025

| Period          | 2024   | 2023  | 2022    | 2021   | 2020   | 2019   | 2018    | 2017  | 2016   |
|-----------------|--------|-------|---------|--------|--------|--------|---------|-------|--------|
| Designated Fund | 19.60% | 8.67% | -14.05% | 18.71% | 8.01%  | 18.28% | -10.41% | 8.43% | 14.56% |
| Benchmark       | 18.86% | 8.17% | -10.51% | 18.74% | 12.92% | 17.42% | -14.41% | 7.15% | 27.23% |
| Quartile        | 2      | 2     | 3       | 3      | 3      | 3      | 2       | 3     | 3      |

## GROWTH OF \$10,000

Annual values as of July 31, 2025



The information contained on this page is related only to the designated fund or funds shown above. As part of a BMO Life Assurance Company policy, you do not purchase units in this designated fund or a legal interest in any security.

Past performance is no guarantee of future performance. All returns are historical annual compounded total rates of return and reflect changes in yield and distributions reinvested. Managed Indexed, Managed Portfolios and Market Indexed accounts credit an interest amount mirroring the net rate of return of a specified underlying investment, less a BMO Life Assurance Company daily management fee. These rates of return do not reflect the current BMO Life Assurance Company management /universal life fee which must be taken into consideration when determining the net return earned on the account.

Information contained in this document is for illustrative purposes only and is subject to change without notice. The contents of this profile are provided for informational and educational purposes and are not intended to provide investment, tax or legal advice. While every effort has been made to provide accurate and complete information, BMO Life Assurance Company and Fundata Canada will not be held liable for any inaccuracies, errors or omissions in the information provided.



Data Provided By Fundata