

VOLATILITY



Based on 3 year standard deviation

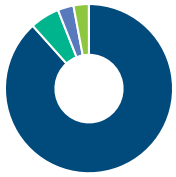
TOP HOLDINGS

as of May 31, 2026

Royal Bank of Canada	10.17%
Toronto-Dominion Bank	6.87%
Enbridge Inc	4.79%
Canadian Imperial Bank of Commerce	3.61%
Endeavour Mining PLC	3.05%
Brookfield Infrastructure Partners LP - Units	2.96%
Canadian Pacific Kansas City Ltd	2.96%
Suncor Energy Inc	2.88%
Power Corp of Canada	2.62%
Gildan Activewear Inc Cl A	2.59%

ASSET ALLOCATION

as of May 31, 2026



Canadian Equity	88.33%
US Equity	5.66%
International Equity	3.05%
Income Trust Units	2.96%
Cash and Equivalents	0.00%

SECTOR ALLOCATION

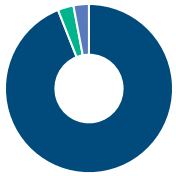
as of May 31, 2026



Financial Services	37.27%
Energy	16.95%
Basic Materials	11.44%
Technology	7.86%
Industrial Goods	5.50%
Other	20.98%

GEOGRAPHIC ALLOCATION

as of May 31, 2026



North America	93.99%
Europe	3.05%
Latin America	2.96%

STYLE

as of May 31, 2026

	Value	Blend	Growth	
			Large	Large
				Medium
				Small

**UNIVERSAL LIFE
MANAGED INDEXED ACCOUNT**

CANADIAN EQUITY

CI Canadian Dividend Fund Series A

The information contained in this profile is related to the index indicated above. As part of a BMO Life Assurance Company policy, you do not purchase units in this index or a legal interest in any security.

OBJECTIVE

The investment objective of CI Canadian Dividend Fund is to provide primarily a predictable stream of income and, secondarily, modest long-term capital appreciation, by investing in an actively managed portfolio of primarily Canadian stocks.

Category	Canadian Dividend & Income Equity	Fund Manager	Start Date
Managed By	CI Global Asset Management	Bunty Mahairhu	06/02/2021
Inception Date	Feb 01, 2005	Ali Pervez	05/01/2023
MER	2.43%		
Total Assets (\$ millions)	1,665.19		

COMPOUND RETURN

as of May 31, 2026

Period	1 Mth	3 Mth	6 Mth	1 Yr	3 Yr	5 Yr	10 Yr	Inception
Designated Fund	2.25%	5.12%	10.89%	19.31%	16.66%	10.42%	9.70%	8.84%
Benchmark	2.52%	1.83%	12.07%	36.06%	24.64%	15.30%	12.77%	10.03%
Quartile	2	1	3	4	4	4	3	3

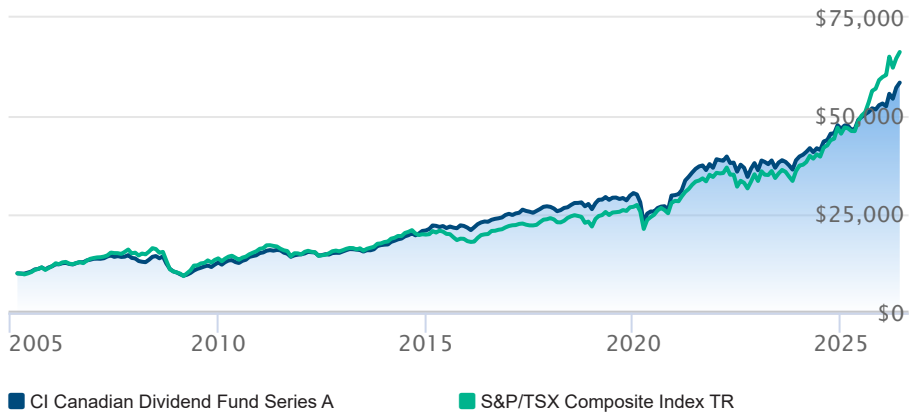
CALENDAR RETURN

as of May 31, 2026

Period	2025	2024	2023	2022	2021	2020	2019	2018	2017
Designated Fund	13.77%	17.73%	9.66%	-7.19%	30.53%	-1.72%	15.57%	-2.15%	7.00%
Benchmark	31.68%	21.65%	11.75%	-5.84%	25.09%	5.60%	22.88%	-8.89%	9.10%
Quartile	4	2	1	4	1	3	4	1	3

GROWTH OF \$10,000

Annual values as of May 31, 2026



The information contained on this page is related only to the designated fund or funds shown above. As part of a BMO Life Assurance Company policy, you do not purchase units in this designated fund or a legal interest in any security.

Past performance is no guarantee of future performance. All returns are historical annual compounded total rates of return and reflect changes in yield and distributions reinvested. Managed Indexed, Managed Portfolios and Market Indexed accounts credit an interest amount mirroring the net rate of return of a specified underlying investment, less a BMO Life Assurance Company daily management fee. These rates of return do not reflect the current BMO Life Assurance Company management /universal life fee which must be taken into consideration when determining the net return earned on the account.

Information contained in this document is for illustrative purposes only and is subject to change without notice. The contents of this profile are provided for informational and educational purposes and are not intended to provide investment, tax or legal advice. While every effort has been made to provide accurate and complete information, BMO Life Assurance Company and Fundata Canada will not be held liable for any inaccuracies, errors or omissions in the information provided.

