

## VOLATILITY



Based on 3 year standard deviation

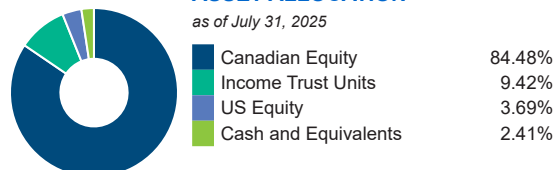
## TOP HOLDINGS

as of July 31, 2025

Royal Bank of Canada	7.22%
Agnico Eagle Mines Ltd	6.22%
Toronto-Dominion Bank	6.12%
Enbridge Inc	4.22%
Element Fleet Management Corp	3.70%
Canadian National Railway Co	3.52%
Bank of Montreal	3.49%
Canadian Natural Resources Ltd	3.48%
AltaGas Ltd	3.40%
Open Text Corp	3.39%


## ASSET ALLOCATION

as of July 31, 2025



## SECTOR ALLOCATION

as of July 31, 2025



## GEOGRAPHIC ALLOCATION

as of July 31, 2025



## STYLE

as of July 31, 2025

Value	Blend	Growth
		Large
		Medium
		Small

UNIVERSAL LIFE  
MANAGED INDEXED ACCOUNTS

## CANADIAN EQUITY

## BMO Monthly High Income Fund II Advisor Series

The information contained in this profile is related to the index indicated above. As part of a BMO Life Assurance Company policy, you do not purchase units in this index or a legal interest in any security.

## OBJECTIVE

This fund's objective is to generate a high level of monthly distributions with moderate volatility by investing primarily in a portfolio of trust units, equity securities and fixed income securities.

Category	Canadian Dividend & Income Equity	Fund Manager	Start Date
Managed By	BMO Investments Inc.	Kevin Hall	10/10/2002
Inception Date	Oct 10, 2002	D. Edward Macklin	05/24/2024
MER	1.96%		
Total Assets (\$ millions)	786.34		

## COMPOUND RETURN

as of July 31, 2025

Period	1 Mth	3 Mth	6 Mth	1 Yr	3 Yr	5 Yr	10 Yr	Inception
Designated Fund	1.29%	7.79%	9.77%	16.00%	8.63%	13.77%	6.50%	8.77%
Benchmark	1.69%	10.47%	8.26%	21.37%	14.98%	14.40%	9.83%	9.67%
Quartile	2	2	1	2	4	2	4	1

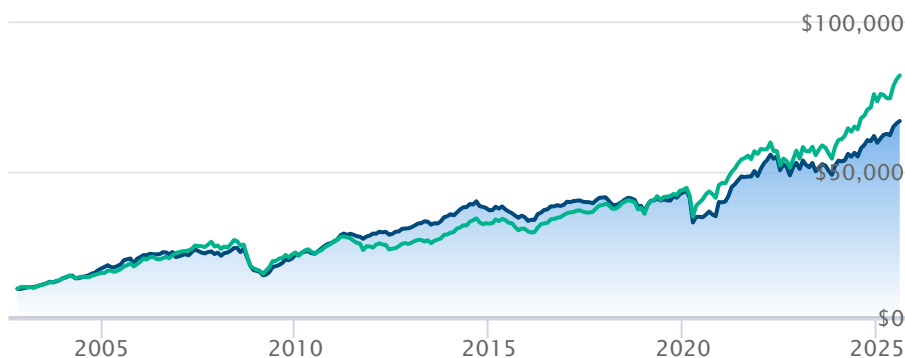
## CALENDAR RETURN

as of July 31, 2025

Period	2024	2023	2022	2021	2020	2019	2018	2017	2016
Designated Fund	11.28%	5.58%	-0.19%	29.07%	-7.98%	18.34%	-11.98%	3.72%	19.79%
Benchmark	21.65%	11.75%	-5.84%	25.09%	5.60%	22.88%	-8.89%	9.10%	21.08%
Quartile	4	4	1	2	4	3	4	4	2

## GROWTH OF \$10,000

Annual values as of July 31, 2025



■ BMO Monthly High Income Fund II Advisor Series ■ S&P/TSX Composite Index TR

The information contained on this page is related only to the designated fund or funds shown above. As part of a BMO Life Assurance Company policy, you do not purchase units in this designated fund or a legal interest in any security.

Past performance is no guarantee of future performance. All returns are historical annual compounded total rates of return and reflect changes in yield and distributions reinvested. Managed Indexed, Managed Portfolios and Market Indexed accounts credit an interest amount mirroring the net rate of return of a specified underlying investment, less a BMO Life Assurance Company daily management fee. These rates of return do not reflect the current BMO Life Assurance Company management /universal life fee which must be taken into consideration when determining the net return earned on the account.

Information contained in this document is for illustrative purposes only and is subject to change without notice. The contents of this profile are provided for informational and educational purposes and are not intended to provide investment, tax or legal advice. While every effort has been made to provide accurate and complete information, BMO Life Assurance Company and Fundata Canada will not be held liable for any inaccuracies, errors or omissions in the information provided.



Data Provided By Fundata