

VOLATILITY



Based on 3 year standard deviation

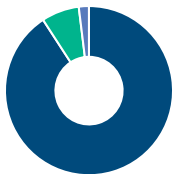
TOP HOLDINGS

as of May 31, 2026

| | |
|------------------------|-------|
| Royal Bank of Canada | 6.27% |
| Toronto-Dominion Bank | 6.22% |
| Cenovus Energy Inc | 4.88% |
| Shopify Inc Cl A | 4.34% |
| Waste Connections Inc | 4.22% |
| Agnico Eagle Mines Ltd | 4.09% |
| Bank of Nova Scotia | 3.89% |
| Sun Life Financial Inc | 3.52% |
| Keyera Corp | 3.49% |
| iA Financial Corp Inc | 3.39% |

ASSET ALLOCATION

as of May 31, 2026



| | |
|----------------------|--------|
| Canadian Equity | 90.79% |
| Income Trust Units | 7.26% |
| Cash and Equivalents | 1.95% |

SECTOR ALLOCATION

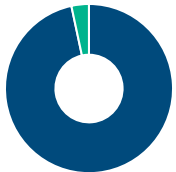
as of May 31, 2026



| | |
|---------------------|--------|
| Financial Services | 33.01% |
| Basic Materials | 12.94% |
| Energy | 10.75% |
| Industrial Services | 8.47% |
| Technology | 7.17% |
| Other | 27.66% |

GEOGRAPHIC ALLOCATION

as of May 31, 2026



| | |
|---------------|--------|
| North America | 96.63% |
| Latin America | 3.37% |

STYLE

as of May 31, 2026

| | Value | Blend | Growth |
|--------|-------|-------|--------|
| Large | | | █ |
| Medium | | | |
| Small | | | |

**UNIVERSAL LIFE
MANAGED PORTFOLIO INDEXED ACCOUNT**

CANADIAN EQUITY

Invesco Pure Canadian Equity Class Series A

The information contained in this profile is related to the index indicated above. As part of a BMO Life Assurance Company policy, you do not purchase units in this index or a legal interest in any security.

OBJECTIVE

Invesco Pure Canadian Equity Class seeks to achieve strong capital growth over the long term by investing mainly in equities of Canadian companies. The investment objectives of the Fund cannot be changed without the approval of a majority of the investors at a meeting called to consider the change.

| | | | | | |
|-----------------------------------|----------------------------|---------------------|----------------------------|-------------------|------------|
| Category | Canadian Equity | Fund Manager | Invesco Advisers Inc. | Start Date | 09/15/2008 |
| Managed By | CI Global Asset Management | | CI Global Asset Management | | 06/01/2026 |
| Inception Date | Oct 29, 2001 | | | | |
| MER | 2.48% | | | | |
| Total Assets (\$ millions) | 24.71 | | | | |

COMPOUND RETURN

as of May 31, 2026

| Period | 1 Mth | 3 Mth | 6 Mth | 1 Yr | 3 Yr | 5 Yr | 10 Yr | Inception |
|-----------------|-------|-------|--------|--------|--------|--------|--------|-----------|
| Designated Fund | 1.49% | 2.85% | 8.53% | 23.24% | 17.61% | 12.35% | 8.49% | 6.87% |
| Benchmark | 2.52% | 1.83% | 12.07% | 36.06% | 24.64% | 15.30% | 12.77% | 10.03% |
| Quartile | 4 | 1 | 3 | 3 | 4 | 3 | 4 | 4 |

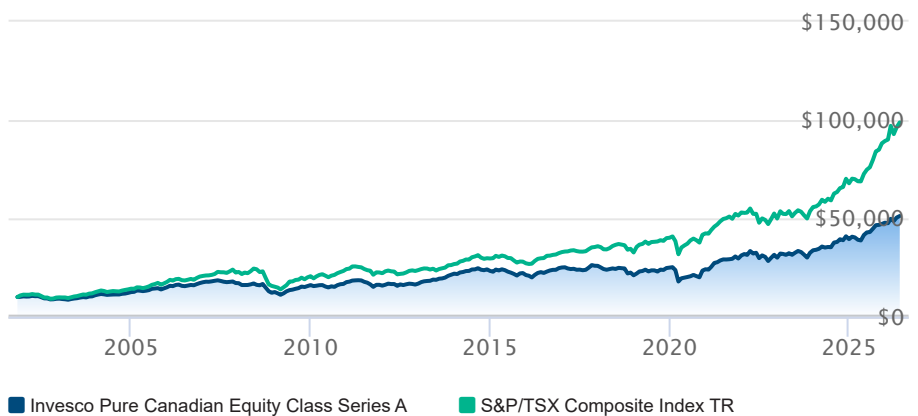
CALENDAR RETURN

as of May 31, 2026

| Period | 2025 | 2024 | 2023 | 2022 | 2021 | 2020 | 2019 | 2018 | 2017 |
|-----------------|--------|--------|--------|--------|--------|--------|--------|---------|-------|
| Designated Fund | 21.22% | 16.77% | 12.51% | -3.65% | 29.23% | -3.42% | 18.59% | -18.59% | 3.31% |
| Benchmark | 31.68% | 21.65% | 11.75% | -5.84% | 25.09% | 5.60% | 22.88% | -8.89% | 9.10% |
| Quartile | 3 | 4 | 1 | 2 | 1 | 4 | 4 | 4 | 4 |

GROWTH OF \$10,000

Annual values as of May 31, 2026



The information contained on this page is related only to the designated fund or funds shown above. As part of a BMO Life Assurance Company policy, you do not purchase units in this designated fund or a legal interest in any security.

Past performance is no guarantee of future performance. All returns are historical annual compounded total rates of return and reflect changes in yield and distributions reinvested. Managed Indexed, Managed Portfolios and Market Indexed accounts credit an interest amount mirroring the net rate of return of a specified underlying investment, less a BMO Life Assurance Company daily management fee. These rates of return do not reflect the current BMO Life Assurance Company management /universal life fee which must be taken into consideration when determining the net return earned on the account.

Information contained in this document is for illustrative purposes only and is subject to change without notice. The contents of this profile are provided for informational and educational purposes and are not intended to provide investment, tax or legal advice. While every effort has been made to provide accurate and complete information, BMO Life Assurance Company and Fundata Canada will not be held liable for any inaccuracies, errors or omissions in the information provided.

