

**VOLATILITY**



Based on 3 year standard deviation

**TOP HOLDINGS**

as of May 31, 2026

Ci Private Market Growth Fund (Series I)	3.65%
Advanced Micro Devices Inc	2.69%
Manulife Financial Corp	2.39%
Wheaton Precious Metals Corp	2.29%
Shopify Inc CI A	2.03%
Cash	1.79%
Bank of Nova Scotia	1.75%
Agnico Eagle Mines Ltd	1.74%
NVIDIA Corp	1.60%
Toronto-Dominion Bank	1.59%

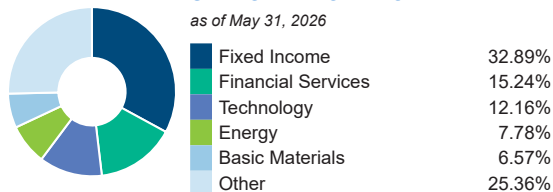
**ASSET ALLOCATION**

as of May 31, 2026




**SECTOR ALLOCATION**

as of May 31, 2026



**GEOGRAPHIC ALLOCATION**

as of May 31, 2026



**STYLE**

as of May 31, 2026

	Value	Blend	Growth
Large			█
Medium			
Small			

**CI Canadian Income and Growth Fund Series A**

The information contained in this profile is related to the index indicated above. As part of a BMO Life Assurance Company policy, you do not purchase units in this index or a legal interest in any security.

**OBJECTIVE**

The fund seeks to provide a steady flow of current income while preserving capital by investing in a diversified portfolio of securities composed mainly of equity, equity-related and fixed income securities of Canadian issuers. The fund may also invest in foreign securities. The fundamental investment objective of the fund cannot be changed without obtaining unitholder approval.

<b>Category</b>	Global Neutral Balanced	<b>Fund Manager</b>	<b>Start Date</b>
<b>Managed By</b>	CI Global Asset Management	John Shaw	12/01/2010
<b>Inception Date</b>	Nov 13, 2000	Geof Marshall	05/16/2012
<b>MER</b>	2.47%	Kevin McSweeney	06/10/2021
<b>Total Assets (\$ millions)</b>	3,874.64		

**COMPOUND RETURN**

as of May 31, 2026

Period	1 Mth	3 Mth	6 Mth	1 Yr	3 Yr	5 Yr	10 Yr	Inception
Designated Fund	3.58%	4.64%	9.80%	22.82%	15.52%	8.94%	8.10%	7.07%
Benchmark	4.15%	4.24%	6.13%	17.74%	14.02%	8.11%	7.84%	6.15%
Quartile	1	1	1	1	1	1	1	1

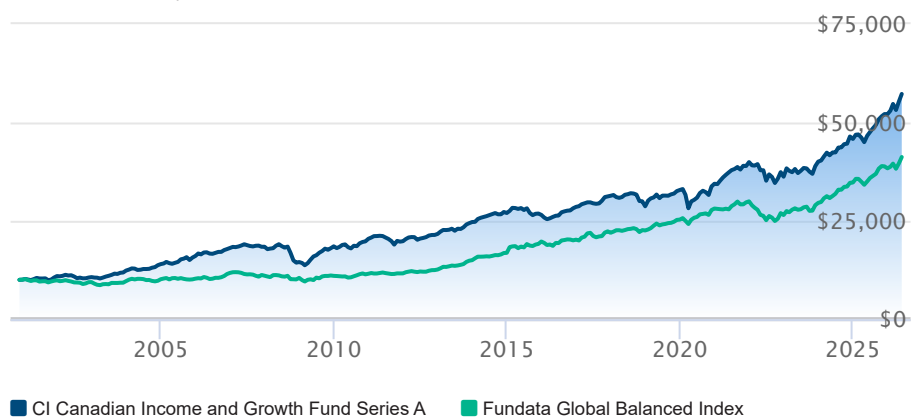
**CALENDAR RETURN**

as of May 31, 2026

Period	2025	2024	2023	2022	2021	2020	2019	2018	2017
Designated Fund	13.78%	14.36%	10.62%	-9.30%	15.97%	4.85%	14.44%	-8.53%	9.91%
Benchmark	10.42%	17.48%	11.69%	-11.62%	6.48%	11.12%	12.26%	2.68%	8.66%
Quartile	1	2	2	2	1	4	1	4	1

**GROWTH OF \$10,000**

Annual values as of May 31, 2026



The information contained on this page is related only to the designated fund or funds shown above. As part of a BMO Life Assurance Company policy, you do not purchase units in this designated fund or a legal interest in any security.

Past performance is no guarantee of future performance. All returns are historical annual compounded total rates of return and reflect changes in yield and distributions reinvested. Managed Indexed, Managed Portfolios and Market Indexed accounts credit an interest amount mirroring the net rate of return of a specified underlying investment, less a BMO Life Assurance Company daily management fee. These rates of return do not reflect the current BMO Life Assurance Company management /universal life fee which must be taken into consideration when determining the net return earned on the account.

Information contained in this document is for illustrative purposes only and is subject to change without notice. The contents of this profile are provided for informational and educational purposes and are not intended to provide investment, tax or legal advice. While every effort has been made to provide accurate and complete information, BMO Life Assurance Company and Fundata Canada will not be held liable for any inaccuracies, errors or omissions in the information provided.

