

VOLATILITY



Based on 3 year standard deviation

TOP HOLDINGS

as of May 31, 2026

Franklin ClearBridge Canadian Equity Fund O	22.45%
Franklin ClearBridge Canada Plus Equity Fund O	16.13%
Franklin Canadian Government Bond Fund O	15.47%
Franklin Canadian Monthly Income and Growth Fd O	12.91%
Franklin Canadian Core Plus Bd Fd O	7.58%
Franklin Canadian Corporate Bd Fd O	5.58%
Franklin Canadian Bd Fd O	4.99%
Franklin ClearBridge Canadian Small Cap Fund O	3.45%
Franklin ClearBridge Intl Gth Fd Ser O	2.80%
Franklin U.S. Rising Dividends Fund Series O	2.61%

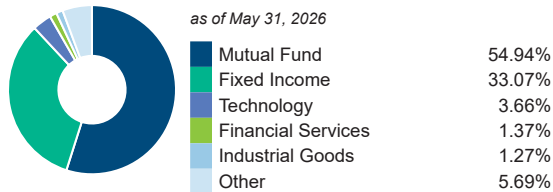
ASSET ALLOCATION

as of May 31, 2026




SECTOR ALLOCATION

as of May 31, 2026



GEOGRAPHIC ALLOCATION

as of May 31, 2026



STYLE

as of May 31, 2026

	Value	Blend	Growth
Large			█
Medium			
Small			

**UNIVERSAL LIFE
MANAGED INDEXED ACCOUNT**

BALANCED FUNDS

Franklin Canadian Balanced Fd A

The information contained in this profile is related to the index indicated above. As part of a BMO Life Assurance Company policy, you do not purchase units in this index or a legal interest in any security.

OBJECTIVE

A balance of current income and long-term capital appreciation by investing primarily in a portfolio of Franklin Templeton Funds to achieve a balance of fixed-income and equity investments.

Category	Canadian Neutral Balanced	Fund Manager	Start Date
Managed By	Franklin Templeton Investments Corp.	Garey Aitken Thomas O'Gorman	06/04/2013 06/04/2013
Inception Date	Nov 24, 2000		
MER	2.15%		
Total Assets (\$ millions)	199.28		

COMPOUND RETURN

as of May 31, 2026

Period	1 Mth	3 Mth	6 Mth	1 Yr	3 Yr	5 Yr	10 Yr	Inception
Designated Fund	2.11%	1.06%	4.12%	12.98%	10.69%	6.28%	5.14%	4.73%
Benchmark	2.02%	0.78%	6.74%	20.17%	15.09%	8.70%	7.88%	7.15%
Quartile	3	3	4	4	4	4	4	4

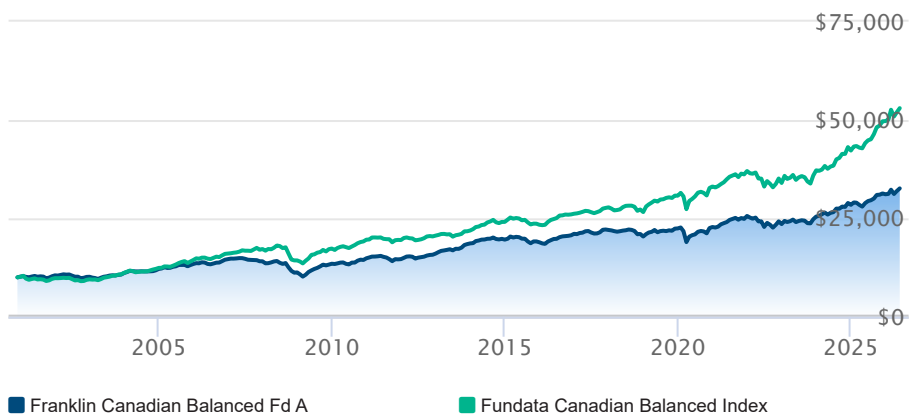
CALENDAR RETURN

as of May 31, 2026

Period	2025	2024	2023	2022	2021	2020	2019	2018	2017
Designated Fund	9.45%	11.72%	8.13%	-8.08%	12.33%	1.60%	10.11%	-7.53%	4.62%
Benchmark	17.74%	13.55%	9.43%	-8.20%	11.90%	7.61%	15.62%	-4.30%	6.22%
Quartile	4	4	3	3	2	4	4	4	4

GROWTH OF \$10,000

Annual values as of May 31, 2026



The information contained on this page is related only to the designated fund or funds shown above. As part of a BMO Life Assurance Company policy, you do not purchase units in this designated fund or a legal interest in any security.

Past performance is no guarantee of future performance. All returns are historical annual compounded total rates of return and reflect changes in yield and distributions reinvested. Managed Indexed, Managed Portfolios and Market Indexed accounts credit an interest amount mirroring the net rate of return of a specified underlying investment, less a BMO Life Assurance Company daily management fee. These rates of return do not reflect the current BMO Life Assurance Company management /universal life fee which must be taken into consideration when determining the net return earned on the account.

Information contained in this document is for illustrative purposes only and is subject to change without notice. The contents of this profile are provided for informational and educational purposes and are not intended to provide investment, tax or legal advice. While every effort has been made to provide accurate and complete information, BMO Life Assurance Company and Fundata Canada will not be held liable for any inaccuracies, errors or omissions in the information provided.

