

**VOLATILITY**



Based on 3 year standard deviation

**TOP HOLDINGS**

as of February 28, 2026

CI Canadian Bond Fund Series I	22.68%
CI Global Short-Term Bond Fund Series I	7.49%
CI Enhanced Government Bond ETF (FGO)	6.56%
CI Global Bond Currency Neutral Fund Series I	6.42%
CI Munro Global Growth Equity Fund Series I	3.46%
Canadian Equity Alpha Corporate Class (Series I)	3.35%
CI Private Market Growth Fund (Series I)	3.24%
CI Emerging Markets Corporate Class I	3.10%
SPDR Bloomberg Emerging Markets Lcl Bnd ETF (EBND)	2.59%
U.S. Equity Value Pool Series I	2.54%

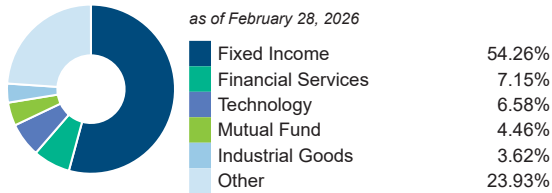
**ASSET ALLOCATION**

as of February 28, 2026



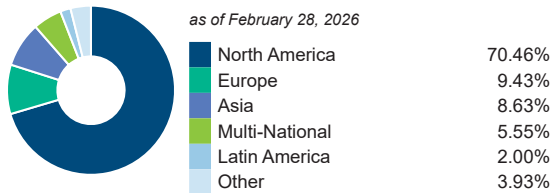
**SECTOR ALLOCATION**

as of February 28, 2026



**GEOGRAPHIC ALLOCATION**

as of February 28, 2026



**STYLE**

as of February 28, 2026

	Value	Blend	Growth
Large			█
Medium			
Small			

**UNIVERSAL LIFE  
MANAGED PORTFOLIO INDEXED ACCOUNT**

**BALANCED FUNDS**

**CI Portfolio Series Conservative Fd Sr A**

The information contained in this profile is related to the index indicated above. As part of a BMO Life Assurance Company policy, you do not purchase units in this index or a legal interest in any security.

**OBJECTIVE**

This fund's objective is to provide a balance between income and capital growth at lower than average levels of volatility by investing in income and equity mutual funds. Any change to the fundamental investment objective must be approved by a majority of votes cast at a meeting of unitholders held for that reason.

<b>Category</b>	Global Fixed Income Balanced	<b>Fund Manager</b>	Alfred Lam	<b>Start Date</b>	07/22/2008
<b>Managed By</b>	CI Global Asset Management		Stephen Lingard		12/21/2021
<b>Inception Date</b>	Nov 17, 1997				
<b>MER</b>	2.41%				
<b>Total Assets (\$ millions)</b>	-				

**COMPOUND RETURN**

as of February 28, 2026

Period	1 Mth	3 Mth	6 Mth	1 Yr	3 Yr	5 Yr	10 Yr	Inception
Designated Fund	2.57%	3.44%	7.35%	9.85%	9.20%	4.75%	4.70%	4.88%
Benchmark	1.93%	0.74%	4.35%	6.05%	8.51%	3.22%	4.04%	4.35%
Quartile		1	1	1	2	2	2	1

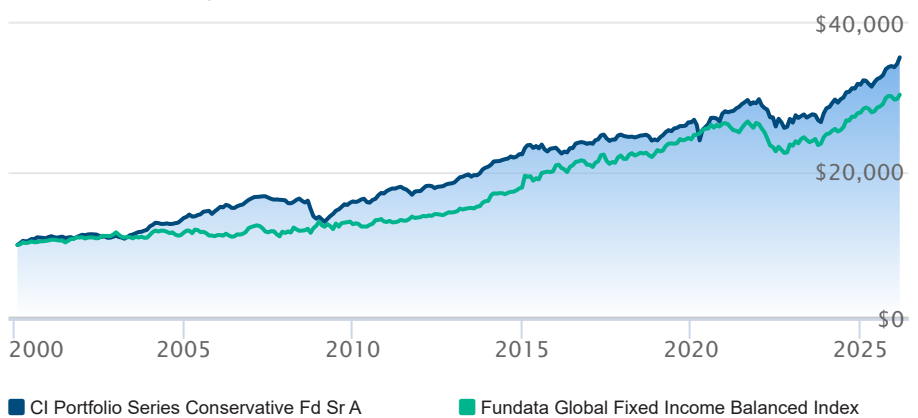
**CALENDAR RETURN**

as of February 28, 2026

Period	2025	2024	2023	2022	2021	2020	2019	2018	2017
Designated Fund	7.51%	11.09%	7.40%	-10.68%	5.79%	5.70%	10.13%	-2.49%	4.04%
Benchmark	6.36%	11.56%	6.74%	-11.13%	-0.49%	9.09%	6.30%	5.53%	3.81%
Quartile		2	1	3	2	1	3	2	3

**GROWTH OF \$10,000**

Annual values as of February 28, 2026



The information contained on this page is related only to the designated fund or funds shown above. As part of a BMO Life Assurance Company policy, you do not purchase units in this designated fund or a legal interest in any security.

Past performance is no guarantee of future performance. All returns are historical annual compounded total rates of return and reflect changes in yield and distributions reinvested. Managed Indexed, Managed Portfolios and Market Indexed accounts credit an interest amount mirroring the net rate of return of a specified underlying investment, less a BMO Life Assurance Company daily management fee. These rates of return do not reflect the current BMO Life Assurance Company management /universal life fee which must be taken into consideration when determining the net return earned on the account.

Information contained in this document is for illustrative purposes only and is subject to change without notice. The contents of this profile are provided for informational and educational purposes and are not intended to provide investment, tax or legal advice. While every effort has been made to provide accurate and complete information, BMO Life Assurance Company and Fundata Canada will not be held liable for any inaccuracies, errors or omissions in the information provided.

