

VOLATILITY



Based on 3 year standard deviation

TOP HOLDINGS

as of April 30, 2026

Cash and Cash Equivalents	12.19%
Glencore PLC	2.50%
Government of United States of America Inflation Index Linked 1.88% 15-Jan-2036	2.42%
Wheaton Precious Metals Corp	2.40%
Sempra Energy	2.30%
Entergy Corp	2.28%
United States Treasury 0.50% 15-Jan-2028	2.20%
Aena SME SA	1.96%
United States Treasury 3.88% 30-Jun-2030	1.94%
Enbridge Inc	1.85%

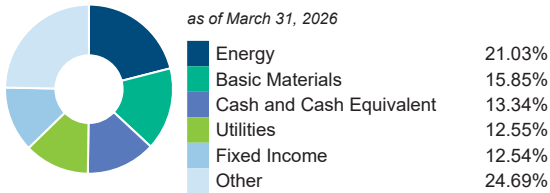
ASSET ALLOCATION

as of March 31, 2026




SECTOR ALLOCATION

as of March 31, 2026



GEOGRAPHIC ALLOCATION

as of March 31, 2026



STYLE

as of April 30, 2026

	Value	Blend	Growth
Large			█
Medium			
Small			

AGF Global Real Assets Fund Mutual Fund Series

The information contained in this profile is related to the index indicated above. As part of a BMO Life Assurance Company policy, you do not purchase units in this index or a legal interest in any security.

OBJECTIVE

The Fund's objective is to provide portfolio diversification and long-term capital growth. It invests primarily in equities and equity-related securities of companies operating in industries and sectors associated with real assets and located around the world. Real assets include, but are not limited to, infrastructure, energy, precious metals and real estate.

Category	Global Equity Balanced	Fund Manager	Jeff Kay	Start Date	01/28/2019
Managed By	AGF Investments Inc.		Richard Fisher		04/30/2025
Inception Date	Sep 17, 1993				
MER	2.79%				
Total Assets (\$ millions)	267.98				

COMPOUND RETURN

as of April 30, 2026

Period	1 Mth	3 Mth	6 Mth	1 Yr	3 Yr	5 Yr	10 Yr	Inception
Designated Fund	-0.54%	4.00%	11.63%	23.38%	10.30%	10.29%	2.94%	5.88%
Benchmark	5.33%	3.04%	3.22%	21.82%	15.48%	9.63%	10.21%	6.86%
Quartile	4	1	1	2	4	1	4	1

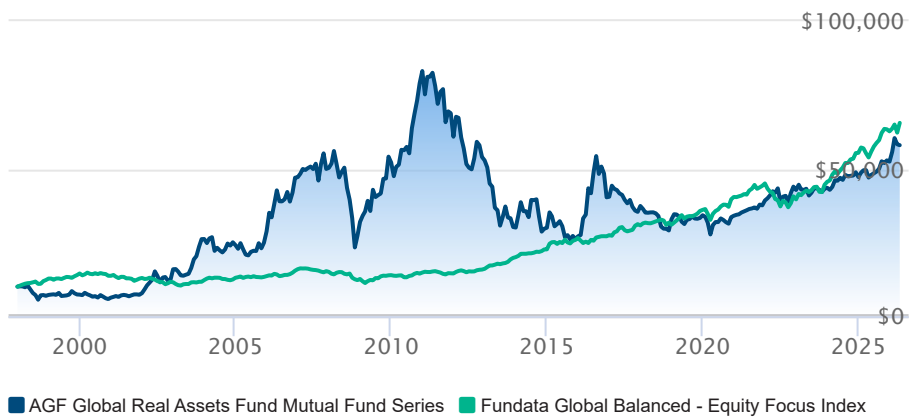
CALENDAR RETURN

as of April 30, 2026

Period	2025	2024	2023	2022	2021	2020	2019	2018	2017
Designated Fund	11.06%	8.37%	1.76%	9.08%	15.20%	-0.51%	4.23%	-12.13%	-7.70%
Benchmark	13.15%	21.57%	15.07%	-12.03%	11.33%	12.17%	16.29%	0.72%	11.99%
Quartile	3	4	4	1	1	4	4	4	4

GROWTH OF \$10,000

Annual values as of April 30, 2026



The information contained on this page is related only to the designated fund or funds shown above. As part of a BMO Life Assurance Company policy, you do not purchase units in this designated fund or a legal interest in any security.

Past performance is no guarantee of future performance. All returns are historical annual compounded total rates of return and reflect changes in yield and distributions reinvested. Managed Indexed, Managed Portfolios and Market Indexed accounts credit an interest amount mirroring the net rate of return of a specified underlying investment, less a BMO Life Assurance Company daily management fee. These rates of return do not reflect the current BMO Life Assurance Company management /universal life fee which must be taken into consideration when determining the net return earned on the account.

Information contained in this document is for illustrative purposes only and is subject to change without notice. The contents of this profile are provided for informational and educational purposes and are not intended to provide investment, tax or legal advice. While every effort has been made to provide accurate and complete information, BMO Life Assurance Company and Fundata Canada will not be held liable for any inaccuracies, errors or omissions in the information provided.

