

VOLATILITY



Based on 3 year standard deviation

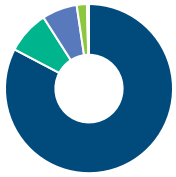
TOP HOLDINGS

as of May 31, 2026

- Bunge Global SA
- Essential Utilities Inc
- Fidelity U.S. Money Market Investment Trust O
- Grand Canyon Education Inc
- Murphy USA Inc
- Reinsurance Group of America Inc
- Service Corp International
- Sharkinja Inc
- Victory Capital Holdings Inc CIA
- VSE Corp

ASSET ALLOCATION

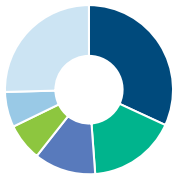
as of March 31, 2026



US Equity	82.67%
International Equity	8.24%
Cash and Equivalents	6.74%
Derivatives	1.98%
Canadian Equity	0.32%
Other	0.05%

SECTOR ALLOCATION

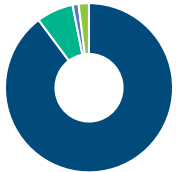
as of March 31, 2026



Financial Services	31.86%
Consumer Services	16.96%
Consumer Goods	11.86%
Industrial Goods	7.15%
Cash and Cash Equivalent	6.74%
Other	25.43%

GEOGRAPHIC ALLOCATION

as of March 31, 2026



North America	89.77%
Latin America	7.09%
Europe	1.14%
Other	2.00%

STYLE

as of May 31, 2026

	Value	Blend	Growth
Large			█
Medium			
Small			

**UNIVERSAL LIFE
MANAGED INDEXED ACCOUNT**

US EQUITY

Fidelity Small Cap America Fund Series A

The information contained in this profile is related to the index indicated above. As part of a BMO Life Assurance Company policy, you do not purchase units in this index or a legal interest in any security.

OBJECTIVE

The Fund aims to achieve long-term capital growth. It invests primarily in equity securities of U.S. small capitalization companies.

Category	U.S. Small/Mid Cap Equity	Fund Manager	Start Date
Managed By	Fidelity Investments Canada ULC	Steve MacMillan	03/25/2011
Inception Date	Apr 06, 1994	Fidelity Canada Investment Management	02/06/2023
MER	2.44%		
Total Assets (\$ millions)	-		

COMPOUND RETURN

as of May 31, 2026

Period	1 Mth	3 Mth	6 Mth	1 Yr	3 Yr	5 Yr	10 Yr	Inception
Designated Fund	-0.13%	-1.04%	-0.21%	-0.31%	3.68%	1.32%	3.40%	8.53%
Benchmark	5.62%	8.10%	14.60%	31.10%	20.20%	10.94%	11.75%	11.28%
Quartile	4	3	3	4	4	3	4	3

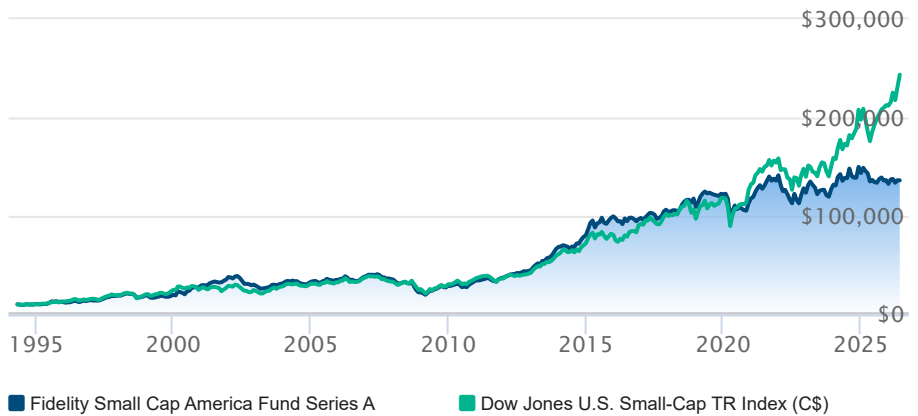
CALENDAR RETURN

as of May 31, 2026

Period	2025	2024	2023	2022	2021	2020	2019	2018	2017
Designated Fund	-7.69%	9.03%	6.59%	-12.54%	20.07%	-3.51%	11.74%	5.08%	6.10%
Benchmark	7.19%	24.39%	13.76%	-11.77%	20.00%	11.78%	21.65%	-2.87%	8.66%
Quartile	4	4	4	1	3	4	4	2	4

GROWTH OF \$10,000

Annual values as of May 31, 2026



The information contained on this page is related only to the designated fund or funds shown above. As part of a BMO Life Assurance Company policy, you do not purchase units in this designated fund or a legal interest in any security.

Past performance is no guarantee of future performance. All returns are historical annual compounded total rates of return and reflect changes in yield and distributions reinvested. Managed Indexed, Managed Portfolios and Market Indexed accounts credit an interest amount mirroring the net rate of return of a specified underlying investment, less a BMO Life Assurance Company daily management fee. These rates of return do not reflect the current BMO Life Assurance Company management /universal life fee which must be taken into consideration when determining the net return earned on the account.

Information contained in this document is for illustrative purposes only and is subject to change without notice. The contents of this profile are provided for informational and educational purposes and are not intended to provide investment, tax or legal advice. While every effort has been made to provide accurate and complete information, BMO Life Assurance Company and Fundata Canada will not be held liable for any inaccuracies, errors or omissions in the information provided.

