

VOLATILITY



Based on 3 year standard deviation


TOP HOLDINGS

as of June 30, 2025

Apple Inc	5.55%
Microsoft Corp	4.86%
General Electric Co	3.72%
GE Vernova Inc	3.42%
Berkshire Hathaway Inc Cl B	3.28%
Visa Inc Cl A	3.08%
Costco Wholesale Corp	3.06%
JPMorgan Chase & Co	3.01%
Walmart Inc	2.99%
Netflix Inc	2.78%

ASSET ALLOCATION

as of April 30, 2025



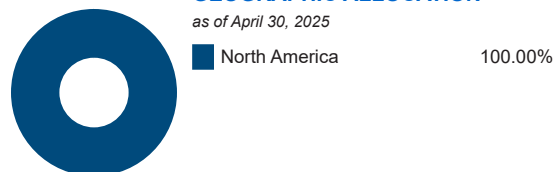
SECTOR ALLOCATION

as of April 30, 2025



GEOGRAPHIC ALLOCATION

as of April 30, 2025



STYLE

as of June 30, 2025

Value	Blend	Growth
		Large
		Medium
		Small

UNIVERSAL LIFE
MANAGED INDEXED ACCOUNTS

US EQUITY

Dynamic American Fund Series A

The information contained in this profile is related to the index indicated above. As part of a BMO Life Assurance Company policy, you do not purchase units in this index or a legal interest in any security.

OBJECTIVE

Dynamic American Fund seeks to achieve long-term capital growth by investing primarily in equity securities of United States based businesses. Before a fundamental change is made to the investment objective of the Fund, the prior approval of unitholders is required. This approval must be given by a resolution passed by a majority of the votes cast at a meeting of unitholders.

Category	U.S. Equity	Fund Manager	Start Date
Managed By	1832 Asset Management L.P.	David L. Fingold	05/19/2005
Inception Date	Aug 31, 1979		
MER	2.39%		
Total Assets (\$ millions)	890.68		

COMPOUND RETURN

as of June 30, 2025

Period	1 Mth	3 Mth	6 Mth	1 Yr	3 Yr	5 Yr	10 Yr	Inception
Designated Fund	6.21%	6.28%	-1.69%	4.23%	13.04%	6.38%	9.79%	9.90%
Benchmark	4.21%	5.29%	0.70%	14.79%	22.01%	16.67%	14.65%	12.03%
Quartile	1	2	4	4	4	4	3	4

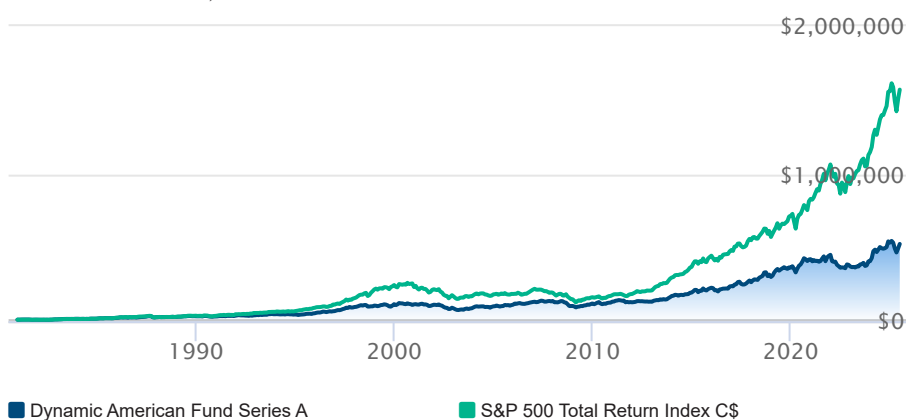
CALENDAR RETURN

as of June 30, 2025

Period	2024	2023	2022	2021	2020	2019	2018	2017	2016
Designated Fund	31.02%	9.63%	-17.55%	7.10%	15.89%	21.07%	13.39%	11.29%	4.60%
Benchmark	36.01%	23.32%	-12.52%	28.16%	16.07%	25.18%	3.98%	13.80%	8.65%
Quartile	2	4	3	4	2	4	1	3	3

GROWTH OF \$10,000

Annual values as of June 30, 2025



The information contained on this page is related only to the designated fund or funds shown above. As part of a BMO Life Assurance Company policy, you do not purchase units in this designated fund or a legal interest in any security.

Past performance is no guarantee of future performance. All returns are historical annual compounded total rates of return and reflect changes in yield and distributions reinvested. Managed Indexed, Managed Portfolios and Market Indexed accounts credit an interest amount mirroring the net rate of return of a specified underlying investment, less a BMO Life Assurance Company daily management fee. These rates of return do not reflect the current BMO Life Assurance Company management /universal life fee which must be taken into consideration when determining the net return earned on the account.

Information contained in this document is for illustrative purposes only and is subject to change without notice. The contents of this profile are provided for informational and educational purposes and are not intended to provide investment, tax or legal advice. While every effort has been made to provide accurate and complete information, BMO Life Assurance Company and Fundata Canada will not be held liable for any inaccuracies, errors or omissions in the information provided.



Data Provided By Fundata