

**VOLATILITY**



Based on 3 year standard deviation

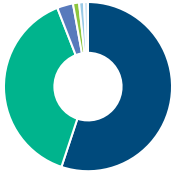
**TOP HOLDINGS**

as of May 31, 2026

Canada Government 3.50% 01-Sep-2029	1.89%
Canada Housing Trust No 1 3.80% 15-Sep-2036	1.78%
Canada Housing Trust No 1 3.60% 15-Sep-2035	1.71%
Ontario Province 4.60% 02-Jun-2039	1.43%
Ontario Province 4.65% 02-Jun-2041	1.42%
Ontario Province 3.75% 02-Jun-2032	1.40%
Ontario Province 3.65% 02-Jun-2033	1.32%
Canada Government 2.75% 01-Dec-2055	1.10%
Canada Government 1.50% 01-Dec-2031	1.09%
Canada Housing Trust No 1 1.10% 15-Mar-2031	1.06%

**ASSET ALLOCATION**

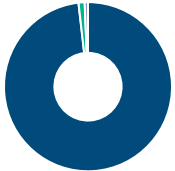
as of May 31, 2026



Canadian Government Bonds	55.13%
Canadian Corporate Bonds	38.93%
Foreign Corporate Bonds	3.07%
Cash and Equivalents	1.18%
Mortgages	0.94%
Other	0.75%

**SECTOR ALLOCATION**

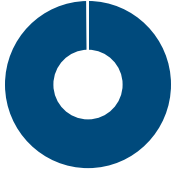
as of May 31, 2026



Fixed Income	98.19%
Cash and Cash Equivalent	1.18%
Technology	0.62%
Other	0.01%

**GEOGRAPHIC ALLOCATION**

as of May 31, 2026



North America	99.90%
Europe	0.10%

**STYLE**

as of May 31, 2026

	Value	Blend	Growth
Large			
Medium			
Small			

**UNIVERSAL LIFE  
MANAGED INDEXED ACCOUNT**

**FIXED INCOME**

**CI Canadian Bond Fund Series A**

The information contained in this profile is related to the index indicated above. As part of a BMO Life Assurance Company policy, you do not purchase units in this index or a legal interest in any security.

**OBJECTIVE**

This fund's objective is to obtain long-term total return. It invests primarily in fixed income securities of Canadian governments and companies that the portfolio advisor believes offer an attractive yield and the opportunity for capital gains. Any change to the fundamental investment objective must be approved by a majority of votes cast at a meeting of unitholders held for that reason.

<b>Category</b>	Canadian Fixed Income	<b>Fund Manager</b>	John Shaw	<b>Start Date</b>	07/27/2011
<b>Managed By</b>	CI Global Asset Management		Grant Connor		02/15/2024
<b>Inception Date</b>	Jan 20, 1993				
<b>MER</b>	1.42%				
<b>Total Assets (\$ millions)</b>	3,575.38				

**COMPOUND RETURN**

as of May 31, 2026

Period	1 Mth	3 Mth	6 Mth	1 Yr	3 Yr	5 Yr	10 Yr	Inception
Designated Fund	1.32%	-0.66%	0.20%	2.57%	3.77%	0.30%	1.13%	4.12%
Benchmark	1.41%	-0.55%	0.39%	2.90%	4.11%	0.83%	1.78%	4.26%
Quartile	3	3	3	4	3	3	4	3

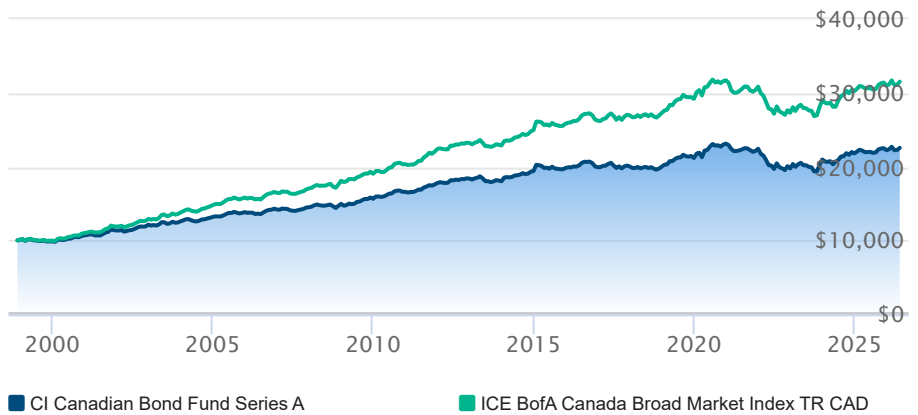
**CALENDAR RETURN**

as of May 31, 2026

Period	2025	2024	2023	2022	2021	2020	2019	2018	2017
Designated Fund	1.93%	3.98%	6.16%	-11.90%	-3.02%	9.19%	5.80%	-0.01%	0.46%
Benchmark	2.40%	4.10%	6.38%	-11.46%	-2.71%	8.61%	6.97%	1.29%	2.70%
Quartile	4	3	3	3	3	2	3	4	4

**GROWTH OF \$10,000**

Annual values as of May 31, 2026



The information contained on this page is related only to the designated fund or funds shown above. As part of a BMO Life Assurance Company policy, you do not purchase units in this designated fund or a legal interest in any security.

Past performance is no guarantee of future performance. All returns are historical annual compounded total rates of return and reflect changes in yield and distributions reinvested. Managed Indexed, Managed Portfolios and Market Indexed accounts credit an interest amount mirroring the net rate of return of a specified underlying investment, less a BMO Life Assurance Company daily management fee. These rates of return do not reflect the current BMO Life Assurance Company management /universal life fee which must be taken into consideration when determining the net return earned on the account.

Information contained in this document is for illustrative purposes only and is subject to change without notice. The contents of this profile are provided for informational and educational purposes and are not intended to provide investment, tax or legal advice. While every effort has been made to provide accurate and complete information, BMO Life Assurance Company and Fundata Canada will not be held liable for any inaccuracies, errors or omissions in the information provided.

