

VOLATILITY



Based on 3 year standard deviation

TOP HOLDINGS

as of July 31, 2025

Ci Private Market Growth Fund (Series I)	3.53%
Shopify Inc CI A	2.49%
CI Global Financial Sector ETF (FSF)	2.32%
Manulife Financial Corp	2.30%
Ci Private Markets Income Fund (Series I)	2.15%
Fairfax Financial Holdings Ltd	2.14%
Wheaton Precious Metals Corp	1.87%
Enbridge Inc	1.73%
Bank of Nova Scotia	1.46%
Agnico Eagle Mines Ltd	1.41%

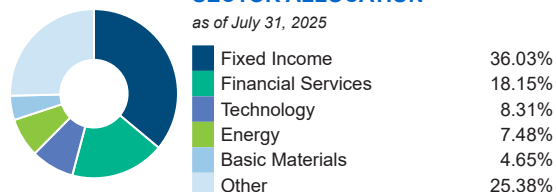
ASSET ALLOCATION

as of July 31, 2025




SECTOR ALLOCATION

as of July 31, 2025



GEOGRAPHIC ALLOCATION

as of July 31, 2025



STYLE

as of July 31, 2025

Value	Blend	Growth
		Large
		Medium
		Small

UNIVERSAL LIFE
MANAGED INDEXED ACCOUNTS

BALANCED FUNDS

CI Canadian Balanced Fund Series A

The information contained in this profile is related to the index indicated above. As part of a BMO Life Assurance Company policy, you do not purchase units in this index or a legal interest in any security.

OBJECTIVE

This fund's objective is to achieve an attractive total return, consisting of income and capital gains. It invests primarily in a mix of Canadian equity and equity-related securities and fixed income securities. The fund is not limited to how much it invests or keeps invested in each asset class. The mix may vary according to market conditions. Any change to the fundamental investment objective must be approved by a majority of votes cast at a meeting of unitholders held for that reason.

Category	Canadian Neutral Balanced	Fund Manager	Start Date
Managed By	CI Global Asset Management	John Shaw	01/01/2004
Inception Date	Jun 25, 1997	Kevin McSweeney	06/10/2021
MER	2.48%		
Total Assets (\$ millions)	2,233.34		

COMPOUND RETURN

as of July 31, 2025

Period	1 Mth	3 Mth	6 Mth	1 Yr	3 Yr	5 Yr	10 Yr	Inception
Designated Fund	1.62%	6.78%	3.31%	10.32%	8.34%	7.58%	5.10%	6.82%
Benchmark	0.59%	5.39%	4.26%	12.77%	9.38%	7.43%	6.24%	6.73%
Quartile	1	1	2	2	2	2	3	2

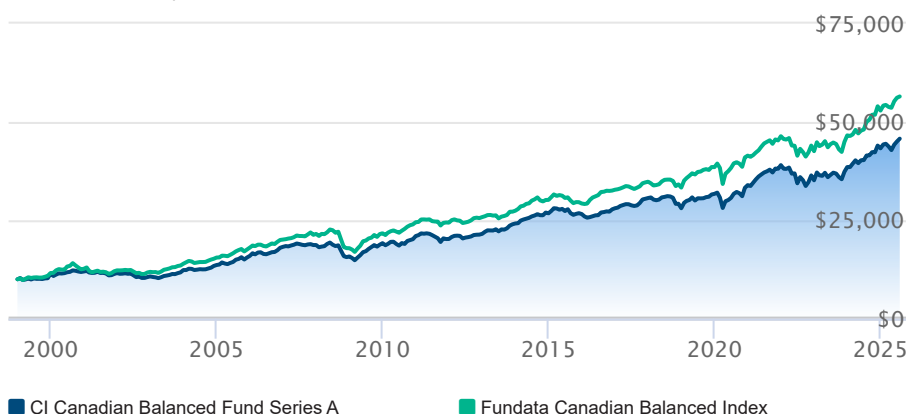
CALENDAR RETURN

as of July 31, 2025

Period	2024	2023	2022	2021	2020	2019	2018	2017	2016
Designated Fund	12.36%	9.57%	-9.89%	14.98%	7.00%	13.04%	-8.46%	9.27%	5.51%
Benchmark	13.55%	9.43%	-8.20%	11.90%	7.61%	15.62%	-4.30%	6.22%	11.97%
Quartile	3	2	4	2	2	3	4	1	4

GROWTH OF \$10,000

Annual values as of July 31, 2025



The information contained on this page is related only to the designated fund or funds shown above. As part of a BMO Life Assurance Company policy, you do not purchase units in this designated fund or a legal interest in any security.

Past performance is no guarantee of future performance. All returns are historical annual compounded total rates of return and reflect changes in yield and distributions reinvested. Managed Indexed, Managed Portfolios and Market Indexed accounts credit an interest amount mirroring the net rate of return of a specified underlying investment, less a BMO Life Assurance Company daily management fee. These rates of return do not reflect the current BMO Life Assurance Company management /universal life fee which must be taken into consideration when determining the net return earned on the account.

Information contained in this document is for illustrative purposes only and is subject to change without notice. The contents of this profile are provided for informational and educational purposes and are not intended to provide investment, tax or legal advice. While every effort has been made to provide accurate and complete information, BMO Life Assurance Company and Fundata Canada will not be held liable for any inaccuracies, errors or omissions in the information provided.



Data Provided By Fundata