

VOLATILITY



Based on 3 year standard deviation

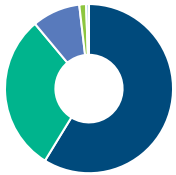
TOP HOLDINGS

as of May 31, 2026

Advanced Micro Devices Inc	4.95%
Micron Technology Inc	4.24%
Manulife Financial Corp	3.98%
Wheaton Precious Metals Corp	3.71%
Shopify Inc Cl A	3.35%
NVIDIA Corp	2.96%
Bank of Nova Scotia	2.84%
Agnico Eagle Mines Ltd	2.83%
Fairfax Financial Holdings Ltd	2.66%
Toronto-Dominion Bank	2.65%

ASSET ALLOCATION

as of May 31, 2026



Canadian Equity	58.79%
US Equity	30.10%
International Equity	9.25%
Cash and Equivalents	1.31%
Income Trust Units	0.54%
Other	0.01%

SECTOR ALLOCATION

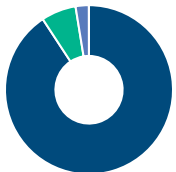
as of May 31, 2026



Financial Services	24.76%
Technology	22.55%
Energy	12.49%
Basic Materials	10.91%
Industrial Goods	6.19%
Other	23.10%

GEOGRAPHIC ALLOCATION

as of May 31, 2026



North America	90.73%
Europe	6.70%
Asia	2.56%
Other	0.01%

STYLE

as of May 31, 2026

	Value	Blend	Growth
Large			█
Medium			
Small			

**UNIVERSAL LIFE
MANAGED INDEXED ACCOUNT**

CANADIAN EQUITY

CI Select Canadian Equity Fund Series A

The information contained in this profile is related to the index indicated above. As part of a BMO Life Assurance Company policy, you do not purchase units in this index or a legal interest in any security.

OBJECTIVE

This fund's objective is to seek capital appreciation over the long-term coupled with dividend income. It invests primarily in common shares and convertible securities of Canadian companies and preferred shares that pay regular income. The fund's investments are diversified across industry sectors. Any change to the fundamental investment objective must be approved by a majority of votes cast at a meeting of unitholders held for that reason.

Category	Canadian Focused Equity	Fund Manager	Kevin McSweeney	Start Date	06/10/2021
Managed By	CI Global Asset Management				
Inception Date	May 13, 1998				
MER	2.44%				
Total Assets (\$ millions)	3,040.55				

COMPOUND RETURN

as of May 31, 2026

Period	1 Mth	3 Mth	6 Mth	1 Yr	3 Yr	5 Yr	10 Yr	Inception
Designated Fund	6.92%	9.65%	19.30%	41.53%	24.25%	14.15%	12.31%	10.18%
Benchmark	3.80%	3.89%	11.82%	33.62%	23.32%	14.27%	12.27%	8.81%
Quartile	1	1	1	1	1	1	2	1

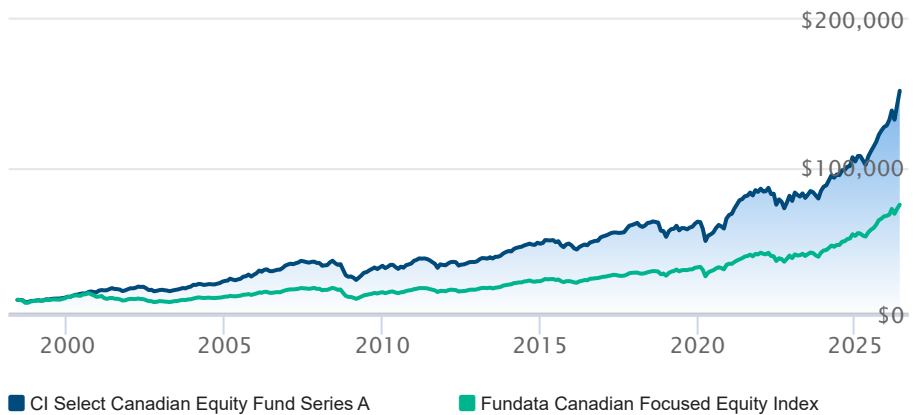
CALENDAR RETURN

as of May 31, 2026

Period	2025	2024	2023	2022	2021	2020	2019	2018	2017
Designated Fund	23.54%	19.63%	12.56%	-9.74%	26.26%	7.25%	19.64%	-14.23%	15.79%
Benchmark	25.52%	22.75%	13.60%	-8.87%	21.76%	7.58%	21.45%	-7.14%	10.80%
Quartile	1	3	3	2	1	3	3	4	1

GROWTH OF \$10,000

Annual values as of May 31, 2026



The information contained on this page is related only to the designated fund or funds shown above. As part of a BMO Life Assurance Company policy, you do not purchase units in this designated fund or a legal interest in any security.

Past performance is no guarantee of future performance. All returns are historical annual compounded total rates of return and reflect changes in yield and distributions reinvested. Managed Indexed, Managed Portfolios and Market Indexed accounts credit an interest amount mirroring the net rate of return of a specified underlying investment, less a BMO Life Assurance Company daily management fee. These rates of return do not reflect the current BMO Life Assurance Company management /universal life fee which must be taken into consideration when determining the net return earned on the account.

Information contained in this document is for illustrative purposes only and is subject to change without notice. The contents of this profile are provided for informational and educational purposes and are not intended to provide investment, tax or legal advice. While every effort has been made to provide accurate and complete information, BMO Life Assurance Company and Fundata Canada will not be held liable for any inaccuracies, errors or omissions in the information provided.



Data Provided By Fundata