

VOLATILITY



Based on 3 year standard deviation

TOP HOLDINGS

as of May 31, 2026

AGF North American Div Inc Fd Ser MF	33.69%
AGF Global Dividend Fund Mutual Fund Series	21.44%
AGF Total Return Bond Fund MF Series	18.95%
AGF Credit Opportunities Fund Series Y	5.97%
AGF Enhanced U.S. Equity Income Fund Series MF	4.98%
Kensington Private Equity Fund Class F	4.17%
AGF SAF Private Credit Limited Partnership CI A3	3.58%
AGF Systematic Global Infrastructure ETF (QIF)	2.93%
AGF Enhanced U.S. Income Plus Fund Series MF	2.58%
Cash and Cash Equivalents	1.70%

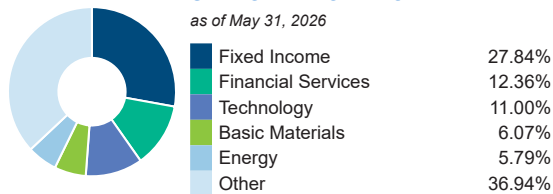
ASSET ALLOCATION

as of May 31, 2026



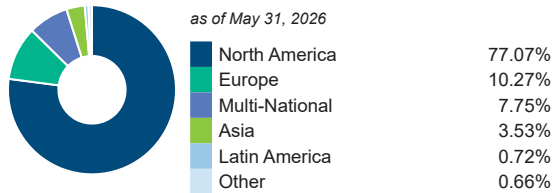
SECTOR ALLOCATION

as of May 31, 2026



GEOGRAPHIC ALLOCATION

as of May 31, 2026



STYLE

as of May 31, 2026

	Value	Blend	Growth
Large			█
Medium			
Small			

**UNIVERSAL LIFE
MANAGED INDEXED ACCOUNT**

BALANCED FUNDS

AGF Multi-Asset Growth and Income Pf MF

The information contained in this profile is related to the index indicated above. As part of a BMO Life Assurance Company policy, you do not purchase units in this index or a legal interest in any security.

OBJECTIVE

The Fund's objective is to provide long-term capital growth and income with moderate risk. The Fund uses an asset allocation approach. It invests primarily in a diversified mix of funds and ETFs that provide exposure to global equity and fixed-income securities.

Category	Global Equity Balanced	Fund Manager	Start Date
Managed By	AGF Investments Inc.	Stephen Duench	08/31/2015
Inception Date	Jul 16, 1996	Tom Nakamura	04/30/2025
MER	2.66%	David Stonehouse	04/30/2025
Total Assets (\$ millions)	343.36		

COMPOUND RETURN

as of May 31, 2026

Period	1 Mth	3 Mth	6 Mth	1 Yr	3 Yr	5 Yr	10 Yr	Inception
Designated Fund	1.58%	1.23%	3.73%	12.01%	10.87%	6.46%	5.69%	5.21%
Benchmark	5.15%	6.07%	8.76%	23.45%	17.88%	10.83%	10.30%	7.03%
Quartile	4	4	4	4	4	4	4	4

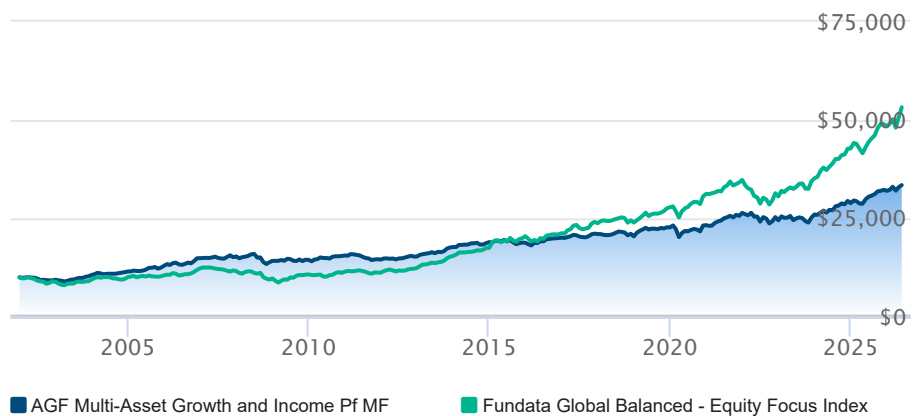
CALENDAR RETURN

as of May 31, 2026

Period	2025	2024	2023	2022	2021	2020	2019	2018	2017
Designated Fund	10.87%	11.06%	6.04%	-7.12%	13.39%	2.57%	11.15%	-2.92%	4.68%
Benchmark	13.15%	21.57%	15.07%	-12.03%	11.33%	12.17%	16.29%	0.72%	11.99%
Quartile	3	4	4	1	2	4	4	2	4

GROWTH OF \$10,000

Annual values as of May 31, 2026



The information contained on this page is related only to the designated fund or funds shown above. As part of a BMO Life Assurance Company policy, you do not purchase units in this designated fund or a legal interest in any security.

Past performance is no guarantee of future performance. All returns are historical annual compounded total rates of return and reflect changes in yield and distributions reinvested. Managed Indexed, Managed Portfolios and Market Indexed accounts credit an interest amount mirroring the net rate of return of a specified underlying investment, less a BMO Life Assurance Company daily management fee. These rates of return do not reflect the current BMO Life Assurance Company management /universal life fee which must be taken into consideration when determining the net return earned on the account.

Information contained in this document is for illustrative purposes only and is subject to change without notice. The contents of this profile are provided for informational and educational purposes and are not intended to provide investment, tax or legal advice. While every effort has been made to provide accurate and complete information, BMO Life Assurance Company and Fundata Canada will not be held liable for any inaccuracies, errors or omissions in the information provided.

