

**VOLATILITY**



Based on 3 year standard deviation

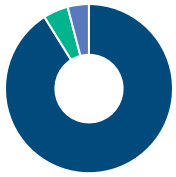
**TOP HOLDINGS**

as of May 31, 2026

NVIDIA Corp	7.71%
Amazon.com Inc	5.94%
Alphabet Inc Cl A	5.83%
Applied Materials Inc	4.88%
Cash and Cash Equivalents	4.81%
Advanced Micro Devices Inc	4.70%
Micron Technology Inc	3.91%
Corning Inc	3.34%
Broadcom Inc	3.21%
Caterpillar Inc	3.14%

**ASSET ALLOCATION**

as of May 31, 2026



US Equity	91.09%
Cash and Equivalents	4.81%
International Equity	4.10%

**SECTOR ALLOCATION**

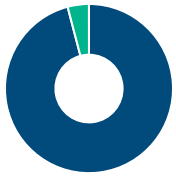
as of May 31, 2026



Technology	39.05%
Industrial Goods	10.67%
Consumer Services	10.12%
Basic Materials	8.29%
Healthcare	6.97%
Other	24.90%

**GEOGRAPHIC ALLOCATION**

as of May 31, 2026



North America	95.90%
Europe	4.10%

**STYLE**

as of May 31, 2026

	Value	Blend	Growth
Large			█
Medium			
Small			

**UNIVERSAL LIFE  
MANAGED INDEXED ACCOUNT**

**US EQUITY**

**AGF American Growth Class Mutual Fund Series**

The information contained in this profile is related to the index indicated above. As part of a BMO Life Assurance Company policy, you do not purchase units in this index or a legal interest in any security.

**OBJECTIVE**

The Fund's objective is to provide long-term capital growth. It invests primarily in equity securities of established U.S. companies.

<b>Category</b>	U.S. Equity	<b>Fund Manager</b>	<b>Start Date</b>
<b>Managed By</b>	AGF Investments Inc.	Mike Archibald	11/30/2024
<b>Inception Date</b>	Apr 18, 1957	Auritro Kundu	11/30/2024
<b>MER</b>	2.66%		
<b>Total Assets (\$ millions)</b>	3,595.99		

**COMPOUND RETURN**

as of May 31, 2026

Period	1 Mth	3 Mth	6 Mth	1 Yr	3 Yr	5 Yr	10 Yr	Inception
Designated Fund	8.57%	14.49%	13.34%	30.51%	27.17%	16.67%	16.66%	9.81%
Benchmark	6.61%	11.78%	9.89%	30.16%	24.20%	17.24%	16.24%	12.33%
Quartile	1	1	1	1	1	1	1	1

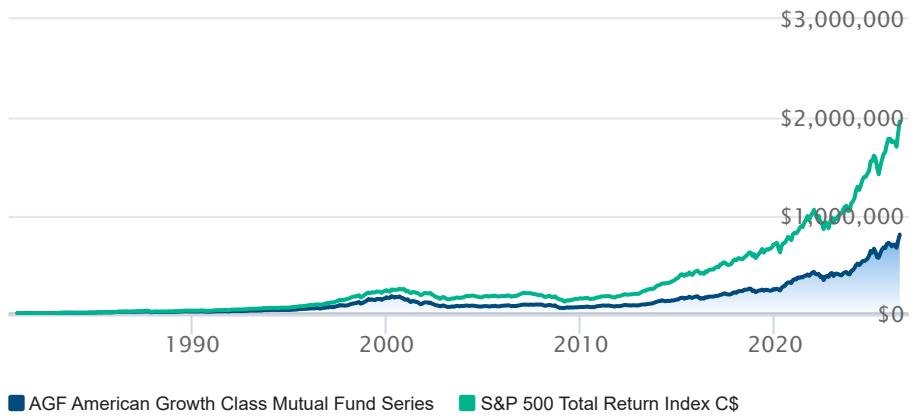
**CALENDAR RETURN**

as of May 31, 2026

Period	2025	2024	2023	2022	2021	2020	2019	2018	2017
Designated Fund	10.14%	40.10%	14.96%	-9.68%	20.66%	42.60%	11.81%	3.17%	16.35%
Benchmark	12.28%	36.01%	23.32%	-12.52%	28.16%	16.07%	25.18%	3.98%	13.80%
Quartile	2	1	3	1	3	1	4	2	2

**GROWTH OF \$10,000**

Annual values as of May 31, 2026



The information contained on this page is related only to the designated fund or funds shown above. As part of a BMO Life Assurance Company policy, you do not purchase units in this designated fund or a legal interest in any security.

Past performance is no guarantee of future performance. All returns are historical annual compounded total rates of return and reflect changes in yield and distributions reinvested. Managed Indexed, Managed Portfolios and Market Indexed accounts credit an interest amount mirroring the net rate of return of a specified underlying investment, less a BMO Life Assurance Company daily management fee. These rates of return do not reflect the current BMO Life Assurance Company management /universal life fee which must be taken into consideration when determining the net return earned on the account.

Information contained in this document is for illustrative purposes only and is subject to change without notice. The contents of this profile are provided for informational and educational purposes and are not intended to provide investment, tax or legal advice. While every effort has been made to provide accurate and complete information, BMO Life Assurance Company and Fundata Canada will not be held liable for any inaccuracies, errors or omissions in the information provided.

