

VOLATILITY



Based on 3 year standard deviation

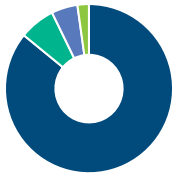
TOP HOLDINGS

as of April 30, 2026

Cash and Cash Equivalents	6.87%
Coherent Corp	6.30%
Viking Holdings Ltd	4.14%
Teradyne Inc	3.91%
Rocket Lab Corp	3.77%
Albemarle Corp	3.48%
Curtiss-Wright Corp	3.42%
Guardant Health Inc	3.29%
Evercore Inc Cl A	3.28%
Halliburton Co	3.19%

ASSET ALLOCATION

as of March 31, 2026



US Equity	85.88%
Cash and Equivalents	6.87%
International Equity	5.04%
Canadian Equity	2.21%

SECTOR ALLOCATION

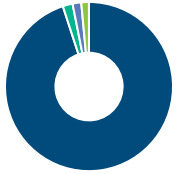
as of March 31, 2026



Industrial Goods	25.99%
Basic Materials	13.88%
Technology	12.67%
Consumer Services	10.51%
Financial Services	9.07%
Other	27.88%

GEOGRAPHIC ALLOCATION

as of March 31, 2026



North America	94.97%
Europe	1.90%
Latin America	1.67%
Africa and Middle East	1.47%
Other	-0.01%

STYLE

as of April 30, 2026

	Value	Blend	Growth
Large			Large
Medium			
Small			

**UNIVERSAL LIFE
MANAGED INDEXED ACCOUNT**

US EQUITY

AGF U.S. Small-Mid Cap Fund Mutual Fund Series

The information contained in this profile is related to the index indicated above. As part of a BMO Life Assurance Company policy, you do not purchase units in this index or a legal interest in any security.

OBJECTIVE

The Fund's objective is to obtain superior capital growth. It invests primarily in shares of small and medium companies with superior growth potential in the U.S.

Category	U.S. Small/Mid Cap Equity	Fund Manager	Start Date
Managed By	AGF Investments Inc.	Mike Archibald	11/30/2024
Inception Date	Jun 09, 1993	Auritro Kundu	11/30/2024
MER	2.56%		
Total Assets (\$ millions)	652.95		

COMPOUND RETURN

as of April 30, 2026

Period	1 Mth	3 Mth	6 Mth	1 Yr	3 Yr	5 Yr	10 Yr	Inception
Designated Fund	8.61%	9.22%	15.38%	56.04%	20.33%	6.70%	13.71%	10.39%
Benchmark	5.98%	6.92%	9.79%	31.06%	17.03%	9.32%	11.81%	11.13%
Quartile	1	1	1	1	1	1	1	1

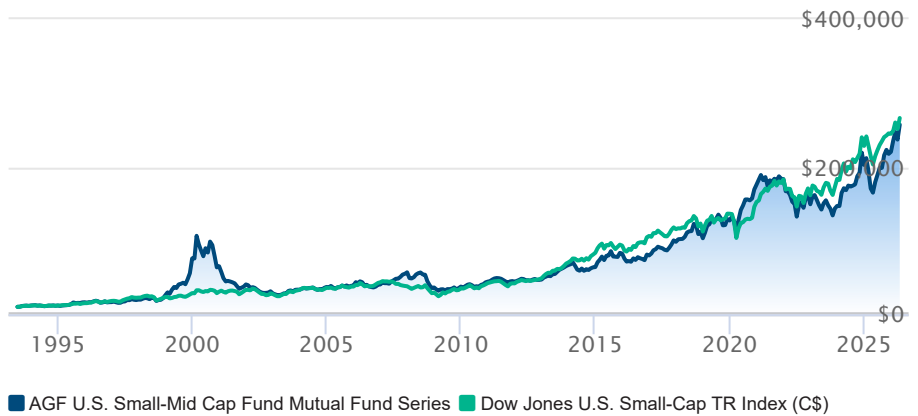
CALENDAR RETURN

as of April 30, 2026

Period	2025	2024	2023	2022	2021	2020	2019	2018	2017
Designated Fund	8.75%	37.87%	-1.52%	-18.64%	4.19%	38.44%	23.36%	4.90%	23.20%
Benchmark	7.19%	24.39%	13.76%	-11.77%	20.00%	11.78%	21.65%	-2.87%	8.66%
Quartile	1	1	4	3	4	1	1	2	1

GROWTH OF \$10,000

Annual values as of April 30, 2026



The information contained on this page is related only to the designated fund or funds shown above. As part of a BMO Life Assurance Company policy, you do not purchase units in this designated fund or a legal interest in any security.

Past performance is no guarantee of future performance. All returns are historical annual compounded total rates of return and reflect changes in yield and distributions reinvested. Managed Indexed, Managed Portfolios and Market Indexed accounts credit an interest amount mirroring the net rate of return of a specified underlying investment, less a BMO Life Assurance Company daily management fee. These rates of return do not reflect the current BMO Life Assurance Company management /universal life fee which must be taken into consideration when determining the net return earned on the account.

Information contained in this document is for illustrative purposes only and is subject to change without notice. The contents of this profile are provided for informational and educational purposes and are not intended to provide investment, tax or legal advice. While every effort has been made to provide accurate and complete information, BMO Life Assurance Company and Fundata Canada will not be held liable for any inaccuracies, errors or omissions in the information provided.

