

**VOLATILITY**



Based on 3 year standard deviation

**UNIVERSAL LIFE  
MARKET INDEXED ACCOUNTS**

**US EQUITY**

**BMO Low Volatility US Equity ETF (ZLU)**

**TOP HOLDINGS**

as of January 31, 2024

J M Smucker Co	1.88%
Campbell Soup Co	1.80%
Merck & Co Inc	1.72%
CBOE Global Markets Inc	1.70%
International Business Machines Corp	1.66%
NortonLifeLock Inc	1.59%
Johnson & Johnson	1.56%
Verizon Communications Inc	1.54%
Juniper Networks Inc	1.52%
General Mills Inc	1.47%

The information contained in this profile is related to the index indicated above. As part of a BMO Life Assurance Company policy, you do not purchase units in this index or a legal interest in any security.

**OBJECTIVE**

BMO Low Volatility US Equity ETF has been designed to provide exposure to a low beta weighted portfolio of U.S. stocks. Beta measures the security's sensitivity to market movements.

**COMPOUND RETURN**

as of January 31, 2024

Period	1 Mth	3 Mth	6 Mth	1 Yr	3 Yr	5 Yr	10 Yr	Inception
Index	2.25%	4.60%	2.11%	0.66%	9.52%	9.35%	12.21%	13.13%

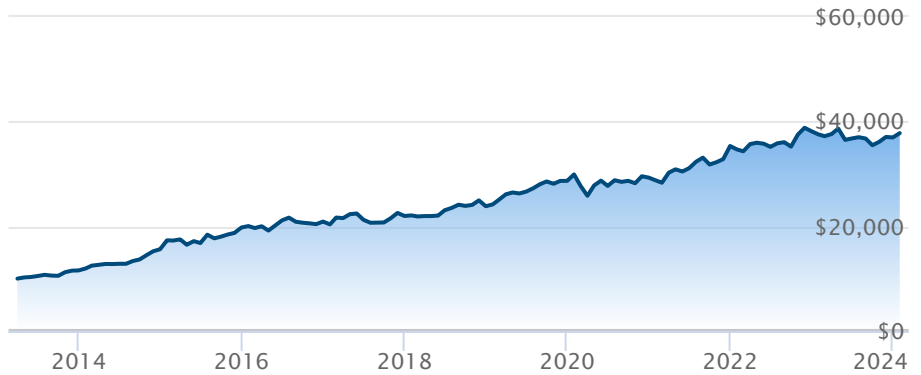
**CALENDAR RETURN**

as of January 31, 2024

Period	2023	2022	2021	2020	2019	2018	2017	2016	2015
Index	-3.11%	7.98%	20.63%	2.16%	20.32%	8.49%	5.10%	5.74%	26.59%

**GROWTH OF \$10,000**

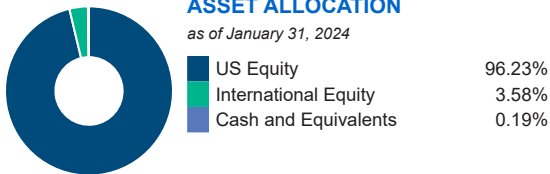
Annual values as of January 31, 2024



BMO Low Volatility US Equity ETF (ZLU)

**ASSET ALLOCATION**

as of January 31, 2024



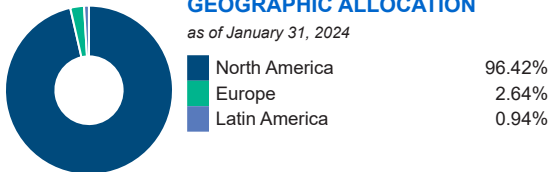
**SECTOR ALLOCATION**

as of January 31, 2024



**GEOGRAPHIC ALLOCATION**

as of January 31, 2024



Past performance is no guarantee of future performance. All returns are historical annual compounded total rates of return and reflect changes in yield and distributions reinvested. Managed Indexed, Managed Portfolios and Market Indexed accounts credit an interest amount mirroring the net rate of return of a specified underlying investment, less a BMO Life Assurance Company daily management fee. These rates of return do not reflect the current BMO Life Assurance Company management /universal life fee which must be taken into consideration when determining the net return earned on the account.

Information contained in this document is for illustrative purposes only and is subject to change without notice. The contents of this profile are provided for informational and educational purposes and are not intended to provide investment, tax or legal advice. While every effort has been made to provide accurate and complete information, BMO Life Assurance Company and Fundata Canada will not be held liable for any inaccuracies, errors or omissions in the information provided.

\* These are legal trademarks and do not indicate that BMO Life Assurance Company's Universal Life plans or InvestmentPRO is sponsored, endorsed sold or promoted by the trademark owners.

™/® Trademark/registered trademark of Bank of Montreal, used under licence.



Data Provided By Fundata