

VOLATILITY



Based on 3 year standard deviation

**UNIVERSAL LIFE
MARKET INDEXED ACCOUNTS**

CANADIAN EQUITY

BMO Canadian Dividend ETF (ZDV)

TOP HOLDINGS

as of June 30, 2024

Royal Bank of Canada	5.24%
Toronto-Dominion Bank	5.11%
Enbridge Inc	5.08%
Bank of Nova Scotia	4.96%
Canadian Imperial Bank of Commerce	4.46%
BCE Inc	4.42%
Canadian Natural Resources Ltd	4.25%
Manulife Financial Corp	3.94%
Canadian National Railway Co	3.72%
Bank of Montreal	3.38%

The information contained in this profile is related to the index indicated above. As part of a BMO Life Assurance Company policy, you do not purchase units in this index or a legal interest in any security.

OBJECTIVE

BMO Canadian Dividend ETF has been designed to provide exposure to a yield weighted portfolio of Canadian dividend paying stocks.

COMPOUND RETURN

as of June 30, 2024

Period	1 Mth	3 Mth	6 Mth	1 Yr	3 Yr	5 Yr	10 Yr	Inception
Index	-2.89%	-1.55%	3.27%	8.25%	6.18%	7.88%	5.30%	6.94%

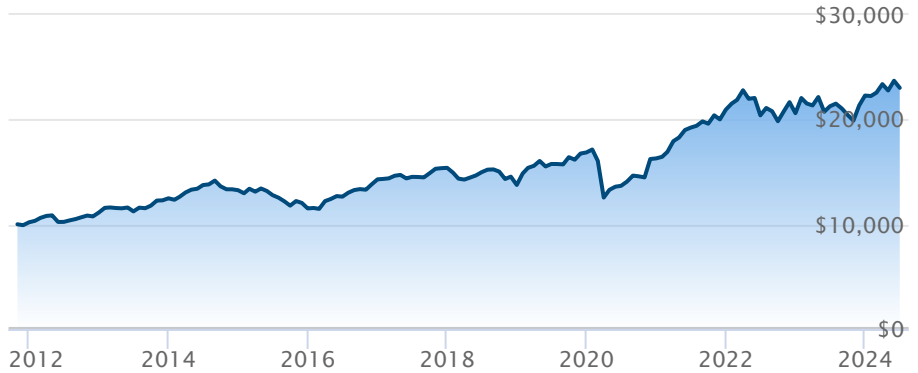
CALENDAR RETURN

as of June 30, 2024

Period	2023	2022	2021	2020	2019	2018	2017	2016	2015
Index	8.19%	-1.62%	28.59%	-3.38%	22.59%	-10.65%	7.71%	24.15%	-13.13%

GROWTH OF \$10,000

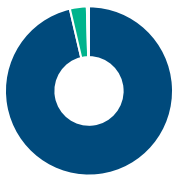
Annual values as of June 30, 2024



BMO Canadian Dividend ETF (ZDV)

ASSET ALLOCATION

as of June 30, 2024



Canadian Equity	96.34%
Income Trust Units	3.26%
Cash and Equivalents	0.40%

SECTOR ALLOCATION

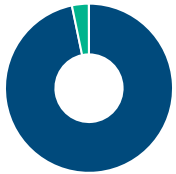
as of June 30, 2024



Financial Services	39.97%
Energy	18.64%
Telecommunications	9.61%
Industrial Services	8.18%
Utilities	7.22%
Other	16.38%

GEOGRAPHIC ALLOCATION

as of June 30, 2024



North America	96.73%
Latin America	3.26%
Other	0.01%

Past performance is no guarantee of future performance. All returns are historical annual compounded total rates of return and reflect changes in yield and distributions reinvested. Managed Indexed, Managed Portfolios and Market Indexed accounts credit an interest amount mirroring the net rate of return of a specified underlying investment, less a BMO Life Assurance Company daily management fee. These rates of return do not reflect the current BMO Life Assurance Company management /universal life fee which must be taken into consideration when determining the net return earned on the account.

Information contained in this document is for illustrative purposes only and is subject to change without notice. The contents of this profile are provided for informational and educational purposes and are not intended to provide investment, tax or legal advice. While every effort has been made to provide accurate and complete information, BMO Life Assurance Company and Fundata Canada will not be held liable for any inaccuracies, errors or omissions in the information provided.

* These are legal trademarks and do not indicate that BMO Life Assurance Company's Universal Life plans or InvestmentPRO is sponsored, endorsed sold or promoted by the trademark owners.



Data Provided By Fundata