

VOLATILITY



Based on 3 year standard deviation

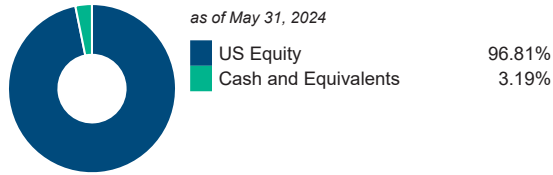
TOP HOLDINGS

as of July 31, 2024

Maximus Inc	5.41%
Cirrus Logic Inc	5.38%
Verra Mobility Corp Cl A	4.98%
Exlservice Holdings Inc	4.85%
Commvault Systems Inc	4.83%
Parsons Corp	4.63%
Bio-Techne Corp	4.52%
Akamai Technologies Inc	4.31%
Tenable Holdings Inc	4.19%
HealthEquity Inc	4.14%

ASSET ALLOCATION

as of May 31, 2024



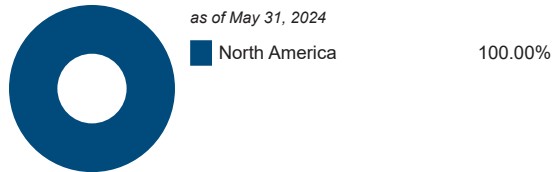
SECTOR ALLOCATION

as of May 31, 2024



GEOGRAPHIC ALLOCATION

as of May 31, 2024



STYLE

as of July 31, 2024

	Value	Blend	Growth
Large			
Medium			
Small			

**UNIVERSAL LIFE
MANAGED INDEXED ACCOUNTS**

US EQUITY

Mackenzie US Small-Mid Cap Growth Fd Ser A

The information contained in this profile is related to the index indicated above. As part of a BMO Life Assurance Company policy, you do not purchase units in this index or a legal interest in any security.

OBJECTIVE

The Fund seeks long-term growth of capital and a reasonable rate of return by investing primarily in U.S. equity securities. The Fund may also invest, from time to time, in equity securities of companies based outside of North America and in fixed-income securities of U.S. and Canadian corporations and government bodies.

Category	U.S. Small/Mid Cap Equity	Fund Manager	Start Date
Managed By	Mackenzie Financial Corporation		
Inception Date	Nov 08, 2002		
MER	2.53%		
Total Assets (\$ millions)	3,092.64		

COMPOUND RETURN

as of July 31, 2024

Period	1 Mth	3 Mth	6 Mth	1 Yr	3 Yr	5 Yr	10 Yr	Inception
Designated Fund	6.09%	11.66%	13.73%	15.24%	1.11%	6.27%	10.21%	9.73%
Benchmark	6.13%	8.56%	15.40%	17.91%	6.42%	9.99%	11.22%	10.95%
Quartile	3	2	2	3	3	3	2	2

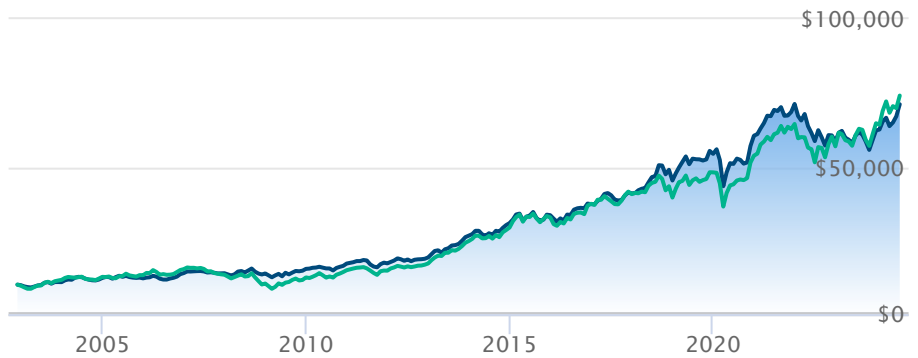
CALENDAR RETURN

as of July 31, 2024

Period	2023	2022	2021	2020	2019	2018	2017	2016	2015
Designated Fund	6.30%	-17.75%	17.79%	11.33%	19.96%	10.66%	9.76%	11.17%	8.68%
Benchmark	13.76%	-11.77%	20.00%	11.78%	21.65%	-2.87%	8.66%	14.08%	11.76%
Quartile	4	3	4	2	2	1	3	3	3

GROWTH OF \$10,000

Annual values as of July 31, 2024



Mackenzie US Small-Mid Cap Growth Fd Ser A

Dow Jones U.S. Small-Cap TR Index (C\$)

The information contained on this page is related only to the designated fund or funds shown above. As part of a BMO Life Assurance Company policy, you do not purchase units in this designated fund or a legal interest in any security.

Past performance is no guarantee of future performance. All returns are historical annual compounded total rates of return and reflect changes in yield and distributions reinvested. Managed Indexed, Managed Portfolios and Market Indexed accounts credit an interest amount mirroring the net rate of return of a specified underlying investment, less a BMO Life Assurance Company daily management fee. These rates of return do not reflect the current BMO Life Assurance Company management /universal life fee which must be taken into consideration when determining the net return earned on the account.

Information contained in this document is for illustrative purposes only and is subject to change without notice. The contents of this profile are provided for informational and educational purposes and are not intended to provide investment, tax or legal advice. While every effort has been made to provide accurate and complete information, BMO Life Assurance Company and Fundata Canada will not be held liable for any inaccuracies, errors or omissions in the information provided.

