

**VOLATILITY**



Based on 3 year standard deviation

**TOP HOLDINGS**

as of September 30, 2019

SPDR S&P 500 ETF (SPY)	30.13%
iShares Lehman 1-3 Yr Treasury Bond ETF	12.15%
Vanguard Total International Bond Index ETF (BNDX)	10.52%
iShares iBoxx \$ High Yield Corp Bond ETF (HYG)	8.56%
iShares Barclays 3-7 Yr Treasury Bond ETF	7.24%
iShares MSCI Eurozone Index ETF (EZU)	6.61%
Gold Bullion	5.93%
iShares MSCI USA Minimum Volatility Index ETF	5.52%
iShares MSCI Emerging Markets Index ETF (EEM)	4.26%
iShares MSCI Japan ETF (EWJ)	1.99%

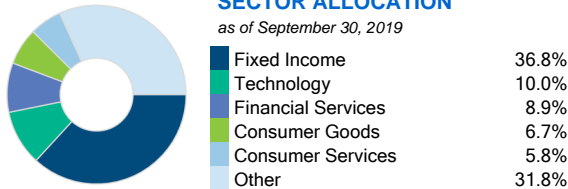
**ASSET ALLOCATION**

as of September 30, 2019



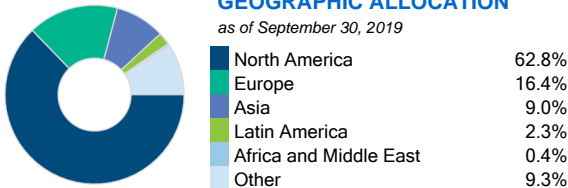
**SECTOR ALLOCATION**

as of September 30, 2019



**GEOGRAPHIC ALLOCATION**

as of September 30, 2019



**STYLE**

as of January 31, 2020

Value	Blend	Growth	
		Large	Large
			Medium
			Small

**Dynamic Global All Terrain Fund Ser A**

The information contained in this profile is related to the index indicated above. As part of a BMO Life Assurance Company policy, you do not purchase units in this index or a legal interest in any security.

**OBJECTIVE**

Dynamic Global All-Terrain Fund seeks to achieve long-term capital appreciation by allocating across a number of asset classes through investments in ETFs, and in fixed income investments and cash and cash equivalents.

<b>Category</b>	Tactical Balanced	<b>Fund Managers</b>	<b>Start Date</b>
<b>Managed By</b>	1832 Asset Management L.P.	Myles Zyblock	9/14/2015
<b>Inception Date</b>	September 14, 2015		
<b>Designated Fund MER</b>	2.38%		
<b>Total Assets (\$ millions)</b>	26.15		

**COMPOUND RETURN**

as of January 31, 2020

Period	1 Mth	3 Mth	6 Mth	1 Yr	3 Yr	5 Yr	10 Yr	Inception
Designated Fund	0.31%	2.72%	3.39%	7.28%	3.49%	-	-	3.08%
Benchmark	1.48%	3.72%	6.12%	12.65%	8.70%	6.98%	8.89%	-
Quartile	4	3	3	4	3	-	-	-

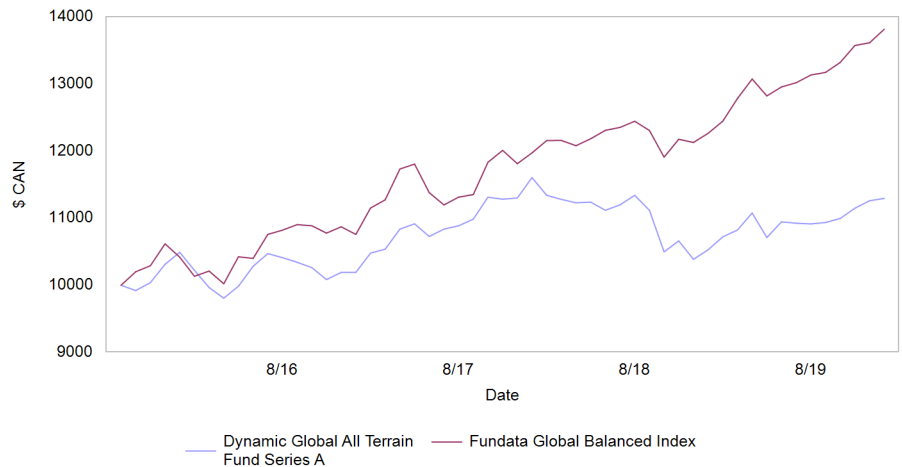
**CALENDAR RETURN**

as of January 31, 2020

Period	2019	2018	2017	2016	2015	2014	2013	2012	2011
Designated Fund	8.41%	-8.09%	10.88%	-1.18%	-	-	-	-	-
Benchmark	12.26%	2.68%	8.66%	2.39%	17.05%	12.44%	18.86%	8.49%	0.80%
Quartile	4	4	1	4	-	-	-	-	-

**GROWTH OF \$10,000**

Annual values as of January 31 2020



The information contained on this page is related only to the designated fund or funds shown above. As part of a BMO Life Assurance Company policy, you do not purchase units in these designated funds or a legal interest in any security.

Past performance is no guarantee of future performance. All returns are historical annual compounded total rates of return and reflect changes in yield and distributions reinvested. Managed Indexed, Managed Portfolios and Market Indexed accounts credit an interest amount mirroring the net rate of return of a specified underlying investment, less a BMO Life Assurance Company daily management fee. These rates of return do not reflect the current BMO Life Assurance Company management / universal life fee which must be taken into consideration when determining the net return earned on the account.

Information contained in this document is for illustrative purposes only and is subject to change without notice. The contents of this profile are provided for informational and educational purposes and are not intended to provide investment, tax or legal advice. While every effort has been made to provide accurate and complete information, BMO Life Assurance Company and Fundata Canada will not be held liable for any inaccuracies, errors or omissions in the information provided.

™/® Trademark/registered trademark of Bank of Montreal, used under licence.



Data Provided By Fundata