

VOLATILITY



Based on 3 year standard deviation

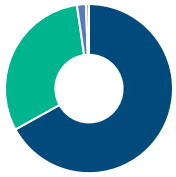
TOP HOLDINGS

as of February 28, 2025

NVIDIA Corp	6.89%
Amazon.com Inc	4.43%
Apple Inc	2.69%
Netflix Inc	2.47%
Meta Platforms Inc Cl A	2.37%
Walmart Inc	2.22%
Marvell Technology Inc	2.20%
Microsoft Corp	2.11%
Boston Scientific Corp	2.08%
ServiceNow Inc	2.05%

ASSET ALLOCATION

as of December 31, 2024



US Equity	67.01%
International Equity	30.72%
Canadian Equity	1.72%
Cash and Equivalents	0.58%
Other	-0.03%

SECTOR ALLOCATION

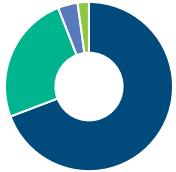
as of December 31, 2024



Technology	28.97%
Financial Services	17.30%
Consumer Services	16.20%
Healthcare	9.13%
Industrial Goods	7.22%
Other	21.18%

GEOGRAPHIC ALLOCATION

as of December 31, 2024



North America	69.26%
Europe	24.78%
Asia	3.81%
Latin America	2.17%
Other	-0.02%

STYLE

as of February 28, 2025

	Value	Blend	Growth
Large			
Medium			
Small			

BMO Global Equity Fund Advisor Series

The information contained in this profile is related to the index indicated above. As part of a BMO Life Assurance Company policy, you do not purchase units in this index or a legal interest in any security.

OBJECTIVE

This fund's objective is to provide a long-term growth of capital through investment in a portfolio of equity securities of publicly-traded companies from around the world with significant growth potential. As part of its investment objectives, the fund invests primarily in equities of companies that trade on recognized exchanges in countries around the world.

Category	Global Equity	Fund Manager	Start Date
Managed By	BMO Investments Inc.	Sadiq S. Adatia, CFA	04/23/2024
Inception Date	Apr 17, 2015	Jeff Elliott	04/23/2024
MER	1.93%	Marchello Holditch	04/23/2024
Total Assets (\$ millions)	3,874.85		

COMPOUND RETURN

as of February 28, 2025

Period	1 Mth	3 Mth	6 Mth	1 Yr	3 Yr	5 Yr	10 Yr	Inception
Designated Fund	-0.79%	4.85%	13.60%	26.46%	15.49%	14.46%	-	9.77%
Benchmark	-1.04%	3.01%	11.07%	21.78%	13.60%	14.22%	10.67%	8.70%
Quartile	2	1	1	1	1	1	-	1

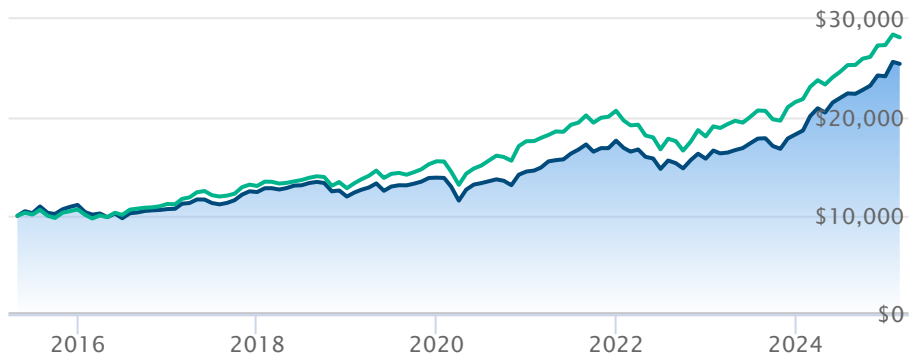
CALENDAR RETURN

as of February 28, 2025

Period	2024	2023	2022	2021	2020	2019	2018	2017	2016
Designated Fund	32.37%	15.58%	-10.40%	21.67%	4.47%	16.07%	-3.69%	16.23%	-3.81%
Benchmark	26.84%	19.37%	-12.64%	17.62%	13.15%	21.41%	-1.79%	16.29%	5.18%
Quartile		1	2	2	1	4	4	2	2

GROWTH OF \$10,000

Annual values as of February 28, 2025



BMO Global Equity Fund Advisor Series

Dow Jones Global TR Index (C\$)

The information contained on this page is related only to the designated fund or funds shown above. As part of a BMO Life Assurance Company policy, you do not purchase units in this designated fund or a legal interest in any security.

Past performance is no guarantee of future performance. All returns are historical annual compounded total rates of return and reflect changes in yield and distributions reinvested. Managed Indexed, Managed Portfolios and Market Indexed accounts credit an interest amount mirroring the net rate of return of a specified underlying investment, less a BMO Life Assurance Company daily management fee. These rates of return do not reflect the current BMO Life Assurance Company management /universal life fee which must be taken into consideration when determining the net return earned on the account.

Information contained in this document is for illustrative purposes only and is subject to change without notice. The contents of this profile are provided for informational and educational purposes and are not intended to provide investment, tax or legal advice. While every effort has been made to provide accurate and complete information, BMO Life Assurance Company and Fundata Canada will not be held liable for any inaccuracies, errors or omissions in the information provided.

