

VOLATILITY



Based on 3 year standard deviation

TOP HOLDINGS

as of February 28, 2025

- Alimentation Couche-Tard Inc CI A
- Amazon.com Inc
- Aon PLC CI A
- Berkshire Hathaway Inc CI B
- Fidelity U.S. Money Market Investment Trust O
- J M Smucker Co
- Marsh & McLennan Cos Inc
- Microsoft Corp
- Progressive Corp
- Visa Inc CI A

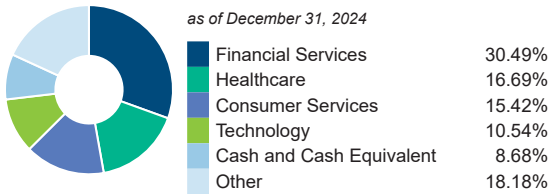
ASSET ALLOCATION

as of December 31, 2024




SECTOR ALLOCATION

as of December 31, 2024



GEOGRAPHIC ALLOCATION

as of December 31, 2024



STYLE

as of February 28, 2025

	Value	Blend	Growth
Large			
Medium			
Small			

**UNIVERSAL LIFE
MANAGED INDEXED ACCOUNTS**

US EQUITY

Fidelity American Equity Class Series A

The information contained in this profile is related to the index indicated above. As part of a BMO Life Assurance Company policy, you do not purchase units in this index or a legal interest in any security.

OBJECTIVE

The Fund aims to achieve long-term capital growth. It seeks a similar return to its underlying fund, which is also managed by Fidelity, by investing substantially all of its assets in units of that fund. The underlying fund aims to achieve long-term capital growth by investing primarily in equity securities of U.S. companies.

Category	U.S. Equity	Fund Manager	Steve MacMillan	Start Date	12/30/2013
Managed By	Fidelity Investments Canada ULC				
Inception Date	Dec 30, 2013				
MER	2.44%				
Total Assets (\$ millions)	2.33				

COMPOUND RETURN

as of February 28, 2025

Period	1 Mth	3 Mth	6 Mth	1 Yr	3 Yr	5 Yr	10 Yr	Inception
Designated Fund	0.43%	1.70%	10.95%	18.60%	12.02%	10.49%	8.36%	11.11%
Benchmark	-1.62%	2.05%	13.55%	25.98%	17.48%	18.56%	14.61%	12.16%
Quartile	1	2	2	3	3	4	4	1

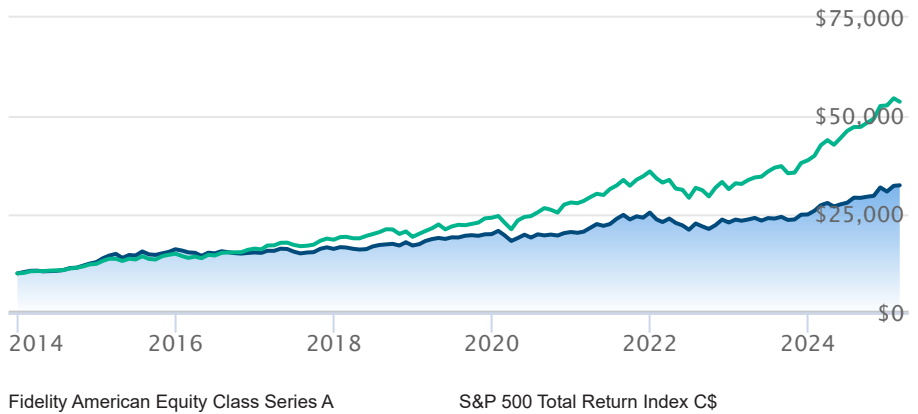
CALENDAR RETURN

as of February 28, 2025

Period	2024	2023	2022	2021	2020	2019	2018	2017	2016
Designated Fund	23.31%	8.95%	-9.95%	24.16%	2.69%	17.00%	5.23%	5.96%	-5.04%
Benchmark	36.01%	23.32%	-12.52%	28.16%	16.07%	25.18%	3.98%	13.80%	8.65%
Quartile	3	4	2	3	4	4	1	4	4

GROWTH OF \$10,000

Annual values as of February 28, 2025



The information contained on this page is related only to the designated fund or funds shown above. As part of a BMO Life Assurance Company policy, you do not purchase units in this designated fund or a legal interest in any security.

Past performance is no guarantee of future performance. All returns are historical annual compounded total rates of return and reflect changes in yield and distributions reinvested. Managed Indexed, Managed Portfolios and Market Indexed accounts credit an interest amount mirroring the net rate of return of a specified underlying investment, less a BMO Life Assurance Company daily management fee. These rates of return do not reflect the current BMO Life Assurance Company management /universal life fee which must be taken into consideration when determining the net return earned on the account.

Information contained in this document is for illustrative purposes only and is subject to change without notice. The contents of this profile are provided for informational and educational purposes and are not intended to provide investment, tax or legal advice. While every effort has been made to provide accurate and complete information, BMO Life Assurance Company and Fundata Canada will not be held liable for any inaccuracies, errors or omissions in the information provided.

