

VOLATILITY



Based on 3 year standard deviation

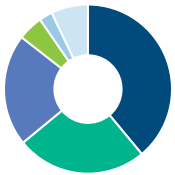
TOP HOLDINGS

as of December 31, 2024

BMO S&P 500 Index ETF (ZSP)	34.41%
BMO S&P/TSX Capped Composite Index ETF (ZCN)	20.84%
BMO MSCI EAFE Index ETF (ZEA)	15.37%
BMO Mid-Term U.S. IG Corp Bond Hedged to CAD (ZMU)	3.92%
BMO NASDAQ 100 Equity Index ETF (ZMQ)	3.86%
BMO MSCI Emerging Markets Index ETF (ZEM)	2.92%
BMO MSCI Europe High Quality Hgd C\$ Idx ETF (ZEQ)	2.65%
BMO GOLD BULLION ETF ETP	2.52%
BMO Core Plus Bond Fund ETF (ZCPB)	1.80%
BMO Japan Index ETF (ZJPN)	1.66%

ASSET ALLOCATION

as of December 31, 2024



US Equity	38.94%
International Equity	25.15%
Canadian Equity	21.42%
Foreign Corporate Bonds	4.84%
Commodities	2.56%
Other	7.09%

SECTOR ALLOCATION

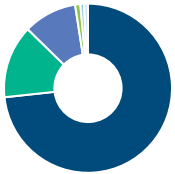
as of December 31, 2024



Technology	20.71%
Financial Services	16.59%
Fixed Income	9.27%
Consumer Goods	6.94%
Healthcare	6.80%
Other	39.69%

GEOGRAPHIC ALLOCATION

as of December 31, 2024



North America	73.31%
Europe	13.97%
Asia	10.26%
Multi-National	1.00%
Latin America	0.72%
Other	0.74%

STYLE

as of December 31, 2024

	Value	Blend	Growth
Large			Large
Medium			
Small			

BMO Growth ETF Portfolio - Advisor Series

The information contained in this profile is related to the index indicated above. As part of a BMO Life Assurance Company policy, you do not purchase units in this index or a legal interest in any security.

OBJECTIVE

This fund's objective is to provide long-term growth by investing primarily in exchange traded funds that invest in Canadian, U.S. and international equity securities and, to a lesser extent, fixed income securities. The fund may also invest in other mutual funds or invest directly in individual fixed income and equity securities and cash or cash equivalents. The fund's asset mix may be changed over time to reflect the portfolio manager's long-term outlook for each asset class.

Category	Global Equity Balanced	Fund Manager	Start Date
Managed By	BMO Investments Inc.		
Inception Date	Aug 12, 2013		
MER	1.72%		
Total Assets (\$ millions)	4,111.49		

COMPOUND RETURN

as of December 31, 2024

Period	1 Mth	3 Mth	6 Mth	1 Yr	3 Yr	5 Yr	10 Yr	Inception
Designated Fund	-1.18%	2.25%	8.02%	17.28%	5.12%	7.01%	6.68%	7.30%
Benchmark	0.16%	4.17%	9.89%	21.57%	7.16%	8.97%	9.36%	6.54%
Quartile		3	3	2	2	2	3	2

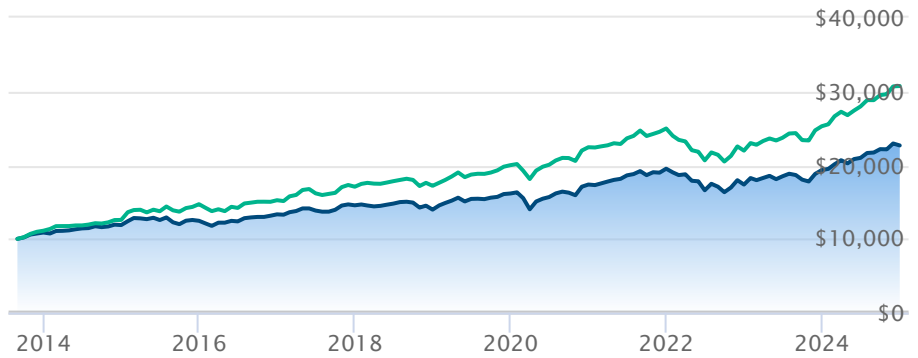
CALENDAR RETURN

as of December 31, 2024

Period	2024	2023	2022	2021	2020	2019	2018	2017	2016
Designated Fund	17.28%	11.29%	-11.01%	12.36%	7.53%	15.67%	-4.02%	9.18%	7.03%
Benchmark	21.57%	15.07%	-12.03%	11.33%	12.17%	16.29%	0.72%	11.99%	3.66%
Quartile		2	3	2	3	3	2	2	3

GROWTH OF \$10,000

Annual values as of December 31, 2024



BMO Growth ETF Portfolio - Advisor Series

Fundata Global Balanced - Equity Focus Index

The information contained on this page is related only to the designated fund or funds shown above. As part of a BMO Life Assurance Company policy, you do not purchase units in this designated fund or a legal interest in any security.

Past performance is no guarantee of future performance. All returns are historical annual compounded total rates of return and reflect changes in yield and distributions reinvested. Managed Indexed, Managed Portfolios and Market Indexed accounts credit an interest amount mirroring the net rate of return of a specified underlying investment, less a BMO Life Assurance Company daily management fee. These rates of return do not reflect the current BMO Life Assurance Company management /universal life fee which must be taken into consideration when determining the net return earned on the account.

Information contained in this document is for illustrative purposes only and is subject to change without notice. The contents of this profile are provided for informational and educational purposes and are not intended to provide investment, tax or legal advice. While every effort has been made to provide accurate and complete information, BMO Life Assurance Company and Fundata Canada will not be held liable for any inaccuracies, errors or omissions in the information provided.

