

**VOLATILITY**



Based on 3 year standard deviation

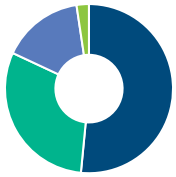
**TOP HOLDINGS**

as of December 31, 2024

WA1 Resources Ltd	8.21%
Nexgen Energy Ltd	6.43%
CanAlaska Uranium Ltd	5.74%
Bellevue Gold Ltd	5.40%
Exxon Mobil Corp	5.38%
Canadian Natural Resources Ltd	5.34%
Amarc Resources Ltd	5.13%
Tourmaline Oil Corp	5.10%
Shell PLC - ADR	5.09%
Enbridge Inc	5.03%

**ASSET ALLOCATION**

as of October 31, 2024



Canadian Equity	51.55%
International Equity	30.36%
US Equity	15.72%
Cash and Equivalents	2.37%

**SECTOR ALLOCATION**

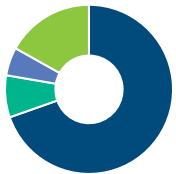
as of October 31, 2024



Energy	42.49%
Basic Materials	38.11%
Cash and Cash Equivalent	2.37%
Other	17.03%

**GEOGRAPHIC ALLOCATION**

as of October 31, 2024



North America	69.64%
Europe	8.04%
Asia	5.40%
Other	16.92%

**STYLE**

as of December 31, 2024

	Value	Blend	Growth
Large			█
Medium			
Small			

**Dynamic Strategic Resource Class Series A**

The information contained in this profile is related to the index indicated above. As part of a BMO Life Assurance Company policy, you do not purchase units in this index or a legal interest in any security.

**OBJECTIVE**

Dynamic Strategic Resource Class seeks to provide long-term capital appreciation by investing primarily in resources, which may include oil and gas and physical commodities such as gold, silver, platinum and palladium, and equity securities of businesses involved in resourcebased activities.

<b>Category</b>	Natural Resources Equity	<b>Fund Manager</b>	<b>Start Date</b>
<b>Managed By</b>	1832 Asset Management L.P.	Robert Cohen	11/24/2011
<b>Inception Date</b>	Nov 25, 2011	Jennifer Stevenson	11/24/2011
<b>MER</b>	2.44%		
<b>Total Assets (\$ millions)</b>	80.28		

**COMPOUND RETURN**

as of December 31, 2024

Period	1 Mth	3 Mth	6 Mth	1 Yr	3 Yr	5 Yr	10 Yr	Inception
Designated Fund	-8.30%	-2.73%	-6.49%	2.72%	5.67%	7.72%	6.95%	4.77%
Benchmark	-4.90%	0.08%	6.25%	19.24%	10.12%	8.58%	4.56%	5.30%
Quartile	4	3	4	4	4	4	2	4

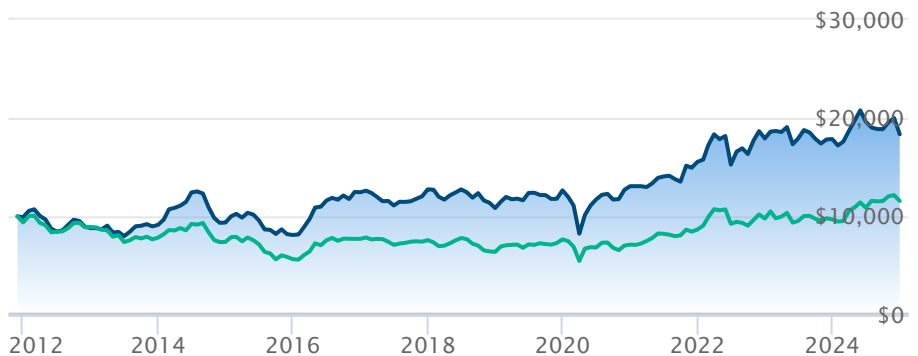
**CALENDAR RETURN**

as of December 31, 2024

Period	2024	2023	2022	2021	2020	2019	2018	2017	2016
Designated Fund	2.72%	-0.36%	15.28%	19.00%	3.30%	16.64%	-14.91%	2.34%	53.64%
Benchmark	19.24%	-0.78%	12.86%	21.57%	-7.01%	20.06%	-15.86%	-1.69%	36.74%
Quartile	4	3	3	4	3	1	2	2	1

**GROWTH OF \$10,000**

Annual values as of December 31, 2024



Dynamic Strategic Resource Class Series A

Fundata Natural Resources Index

The information contained on this page is related only to the designated fund or funds shown above. As part of a BMO Life Assurance Company policy, you do not purchase units in this designated fund or a legal interest in any security.

Past performance is no guarantee of future performance. All returns are historical annual compounded total rates of return and reflect changes in yield and distributions reinvested. Managed Indexed, Managed Portfolios and Market Indexed accounts credit an interest amount mirroring the net rate of return of a specified underlying investment, less a BMO Life Assurance Company daily management fee. These rates of return do not reflect the current BMO Life Assurance Company management /universal life fee which must be taken into consideration when determining the net return earned on the account.

Information contained in this document is for illustrative purposes only and is subject to change without notice. The contents of this profile are provided for informational and educational purposes and are not intended to provide investment, tax or legal advice. While every effort has been made to provide accurate and complete information, BMO Life Assurance Company and Fundata Canada will not be held liable for any inaccuracies, errors or omissions in the information provided.

