

VOLATILITY



Based on 3 year standard deviation

TOP HOLDINGS

as of February 28, 2025

Cheniere Energy Inc	3.58%
Ventas Inc	3.33%
Williams Cos Inc	2.69%
CI Global Financial Sector ETF (FSF)	2.62%
VICI Properties Inc	2.43%
Brixmor Property Group Inc	2.08%
CI Gbl Infrastructure Private Pool ETF C\$ (CINF)	2.07%
Brookfield Corp CI A	2.05%
AT&T Inc	1.90%
Prologis Inc	1.90%

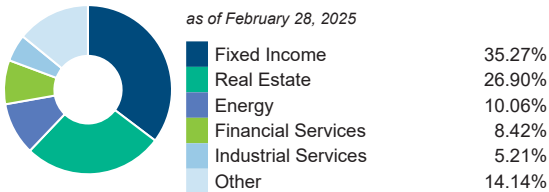
ASSET ALLOCATION

as of February 28, 2025



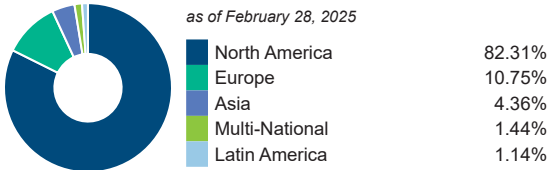
SECTOR ALLOCATION

as of February 28, 2025



GEOGRAPHIC ALLOCATION

as of February 28, 2025



STYLE

	Value	Blend	Growth
Large			X
Medium			
Small			

**UNIVERSAL LIFE
MANAGED INDEXED ACCOUNTS**

BALANCED FUNDS

CI Diversified Yield Fund Class A

The information contained in this profile is related to the index indicated above. As part of a BMO Life Assurance Company policy, you do not purchase units in this index or a legal interest in any security.

OBJECTIVE

The fundamental investment objective of CI Diversified Yield Fund is to generate a high level of income through exposure to a portfolio of fixed income and high-yielding equity securities throughout the world.

Category	Tactical Balanced	Fund Manager	Start Date
Managed By	CI Global Asset Management	Ryan Fitzgerald	02/11/2011
Inception Date	Feb 14, 2011	Geof Marshall	02/11/2011
MER	2.33%	Joshua Varghese	06/01/2018
Total Assets (\$ millions)	1,393.45		

COMPOUND RETURN

as of February 28, 2025

Period	1 Mth	3 Mth	6 Mth	1 Yr	3 Yr	5 Yr	10 Yr	Inception
Designated Fund	1.55%	1.58%	7.68%	17.77%	6.09%	5.99%	4.03%	5.39%
Benchmark	-0.03%	2.87%	8.43%	16.11%	7.96%	7.36%	6.79%	5.88%
Quartile	1	2	1	1	2	3	3	1

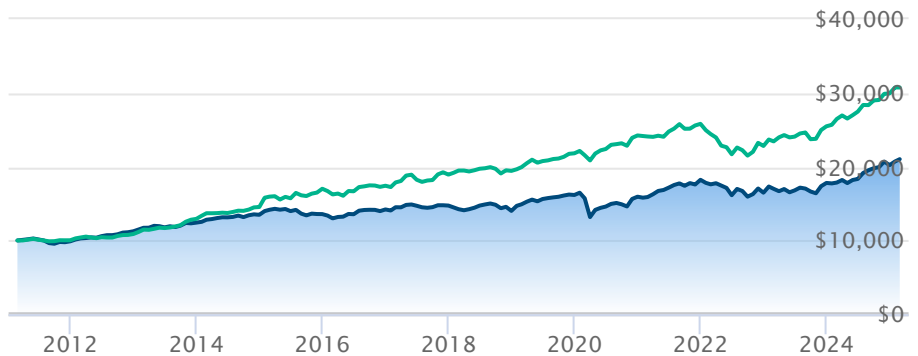
CALENDAR RETURN

as of February 28, 2025

Period	2024	2023	2022	2021	2020	2019	2018	2017	2016
Designated Fund	13.55%	8.04%	-9.59%	14.37%	-1.43%	15.40%	-4.90%	3.70%	4.66%
Benchmark	17.48%	11.69%	-11.62%	6.48%	11.12%	12.26%	2.68%	8.66%	2.39%
Quartile	2	3	2	2	4	1	4	4	3

GROWTH OF \$10,000

Annual values as of February 28, 2025



CI Diversified Yield Fund Class A

Fundata Global Balanced Index

The information contained on this page is related only to the designated fund or funds shown above. As part of a BMO Life Assurance Company policy, you do not purchase units in this designated fund or a legal interest in any security.

Past performance is no guarantee of future performance. All returns are historical annual compounded total rates of return and reflect changes in yield and distributions reinvested. Managed Indexed, Managed Portfolios and Market Indexed accounts credit an interest amount mirroring the net rate of return of a specified underlying investment, less a BMO Life Assurance Company daily management fee. These rates of return do not reflect the current BMO Life Assurance Company management /universal life fee which must be taken into consideration when determining the net return earned on the account.

Information contained in this document is for illustrative purposes only and is subject to change without notice. The contents of this profile are provided for informational and educational purposes and are not intended to provide investment, tax or legal advice. While every effort has been made to provide accurate and complete information, BMO Life Assurance Company and Fundata Canada will not be held liable for any inaccuracies, errors or omissions in the information provided.

