

VOLATILITY



Based on 3 year standard deviation

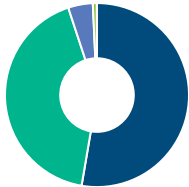
TOP HOLDINGS

as of June 30, 2021

Brookfield Asset Management Inc Cl A	4.13%
Amazon.com Inc	3.56%
Alphabet Inc Cl C	3.35%
Sun Life Financial Inc	3.33%
Microsoft Corp	3.28%
Element Fleet Management Corp	3.15%
Trisura Group Ltd	3.13%
LifeWorks Inc	3.00%
Boyd Group Services Inc	2.95%
Adobe Systems Inc	2.91%

ASSET ALLOCATION

as of June 30, 2021



Canadian Equity	52.79%
US Equity	42.34%
Income Trust Units	4.34%
International Equity	0.71%
Cash and Equivalents	-0.19%
Other	0.01%

SECTOR ALLOCATION

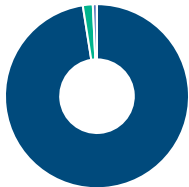
as of June 30, 2021



Financial Services	25.22%
Technology	18.53%
Consumer Services	10.21%
Healthcare	10.07%
Real Estate	9.58%
Other	26.39%

GEOGRAPHIC ALLOCATION

as of June 30, 2021



North America	97.52%
Latin America	1.76%
Europe	0.71%
Other	0.01%

STYLE

as of June 30, 2021

	Value	Blend	Growth
Large			X
Medium			
Small			

**UNIVERSAL LIFE
MANAGED INDEXED ACCOUNTS**

CANADIAN EQUITY

CI Canadian All Cap Equity Income Fund Ser A

The information contained in this profile is related to the index indicated above. As part of a BMO Life Assurance Company policy, you do not purchase units in this index or a legal interest in any security.

OBJECTIVE

The Fund's investment objective is to provide a consistent monthly income and capital appreciation by investing primarily in a diversified portfolio of Canadian securities, including equities, fixed-income instruments, REITs and royalty and income trusts.

Category	Canadian Focused Equity	Fund Manager	Start Date
Managed By	CI Investments Inc	Stefan Quenneville	01/01/2016
Inception Date	Sep 18, 2009	Jack Hall	06/01/2018
MER	2.36%	Bryan Brown	11/01/2018
Total Assets (\$ millions)	635.11		

COMPOUND RETURN

as of June 30, 2021

Period	1 Mth	3 Mth	6 Mth	1 Yr	3 Yr	5 Yr	10 Yr	Inception
Designated Fund	5.65%	8.26%	10.96%	35.11%	11.42%	8.78%	9.27%	11.17%
Benchmark	2.92%	7.36%	14.17%	30.84%	10.56%	11.07%	8.57%	8.00%
Quartile	1	1	4	1	2	3	2	4

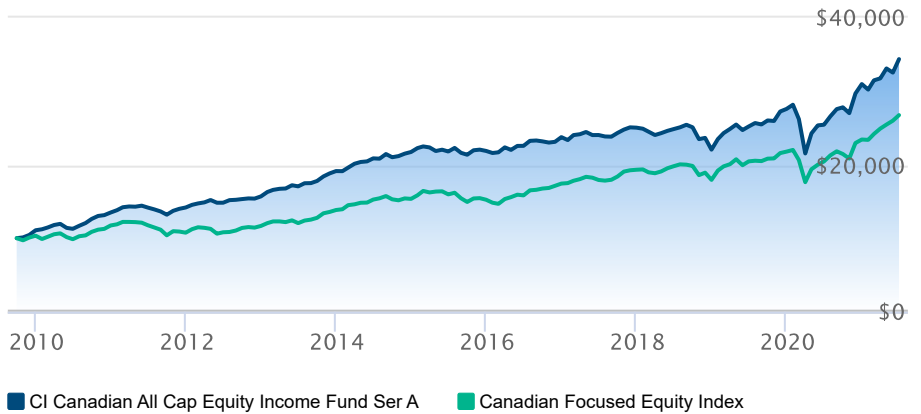
CALENDAR RETURN

as of June 30, 2021

Period	2020	2019	2018	2017	2016	2015	2014	2013	2012
Designated Fund	12.26%	25.16%	-11.97%	5.43%	8.60%	0.64%	13.58%	21.96%	10.65%
Benchmark	7.58%	21.45%	-7.15%	10.80%	14.44%	-0.77%	10.97%	18.57%	8.52%
Quartile	1	1	4	3	4	2	1	3	2

GROWTH OF \$10,000

Annual values as of June 30, 2021



The information contained on this page is related only to the designated fund or funds shown above. As part of a BMO Life Assurance Company policy, you do not purchase units in this designated fund or a legal interest in any security.

Past performance is no guarantee of future performance. All returns are historical annual compounded total rates of return and reflect changes in yield and distributions reinvested. Managed Indexed, Managed Portfolios and Market Indexed accounts credit an interest amount mirroring the net rate of return of a specified underlying investment, less a BMO Life Assurance Company daily management fee. These rates of return do not reflect the current BMO Life Assurance Company management /universal life fee which must be taken into consideration when determining the net return earned on the account.

Information contained in this document is for illustrative purposes only and is subject to change without notice. The contents of this profile are provided for informational and educational purposes and are not intended to provide investment, tax or legal advice. While every effort has been made to provide accurate and complete information, BMO Life Assurance Company and Fundata Canada will not be held liable for any inaccuracies, errors or omissions in the information provided.

™,® Trademark/registered trademark of Bank of Montreal, used under licence.



Data Provided By Fundata