

VOLATILITY



Based on 3 year standard deviation

TOP HOLDINGS

as of November 30, 2024

Equinix Inc	5.32%
Cheniere Energy Inc	4.91%
Ferrovial SA	4.34%
Williams Cos Inc	3.88%
TransAlta Corp	3.77%
Enbridge Inc	3.67%
Constellation Energy Corp	3.49%
National Grid PLC	3.46%
Sempra Energy	3.37%
Targa Resources Corp	3.36%


ASSET ALLOCATION

as of November 30, 2024



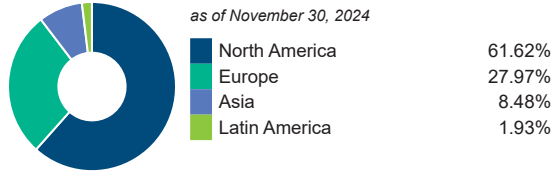
SECTOR ALLOCATION

as of November 30, 2024



GEOGRAPHIC ALLOCATION

as of November 30, 2024



STYLE

as of November 30, 2024

	Value	Blend	Growth
Large			
Medium			
Small			

**UNIVERSAL LIFE
MANAGED INDEXED ACCOUNTS**

SPECIALTY FUNDS

CI Global Infrastructure Fund Series A

The information contained in this profile is related to the index indicated above. As part of a BMO Life Assurance Company policy, you do not purchase units in this index or a legal interest in any security.

OBJECTIVE

The Fund's investment objective is to provide regular current income by investing globally in companies with either direct or indirect exposure to infrastructure.

Category	Global Infrastructure Equity	Fund Manager	Start Date
Managed By	CI Global Asset Management	Kevin McSweeney	11/03/2017
Inception Date	Jun 22, 2009		
MER	2.34%		
Total Assets (\$ millions)	569.18		

COMPOUND RETURN

as of November 30, 2024

Period	1 Mth	3 Mth	6 Mth	1 Yr	3 Yr	5 Yr	10 Yr	Inception
Designated Fund	4.26%	8.56%	13.41%	16.96%	7.85%	5.95%	6.18%	9.62%
Benchmark	4.44%	7.83%	13.43%	29.86%	10.82%	12.38%	11.57%	8.67%
Quartile	2	2	2	4	3	3	3	3

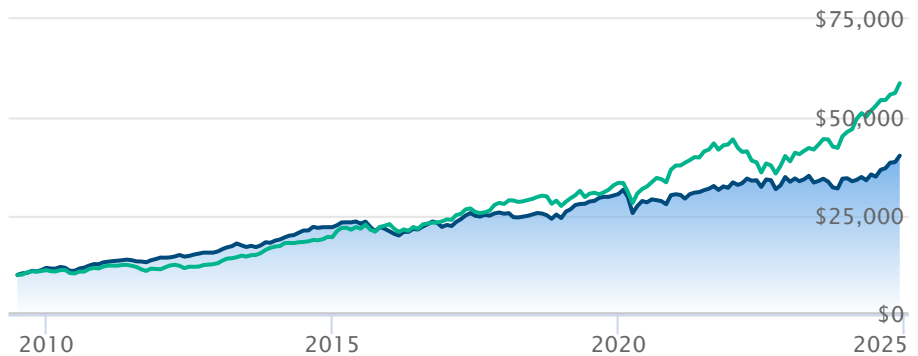
CALENDAR RETURN

as of November 30, 2024

Period	2023	2022	2021	2020	2019	2018	2017	2016	2015
Designated Fund	2.66%	0.42%	9.93%	-0.12%	24.95%	-4.33%	12.56%	7.69%	-4.77%
Benchmark	19.37%	-12.64%	17.62%	13.15%	21.41%	-1.79%	16.29%	5.18%	16.88%
Quartile	2	3	4	2	1	4	2	2	4

GROWTH OF \$10,000

Annual values as of November 30, 2024



CI Global Infrastructure Fund Series A

Dow Jones Global TR Index (C\$)

The information contained on this page is related only to the designated fund or funds shown above. As part of a BMO Life Assurance Company policy, you do not purchase units in this designated fund or a legal interest in any security.

Past performance is no guarantee of future performance. All returns are historical annual compounded total rates of return and reflect changes in yield and distributions reinvested. Managed Indexed, Managed Portfolios and Market Indexed accounts credit an interest amount mirroring the net rate of return of a specified underlying investment, less a BMO Life Assurance Company daily management fee. These rates of return do not reflect the current BMO Life Assurance Company management /universal life fee which must be taken into consideration when determining the net return earned on the account.

Information contained in this document is for illustrative purposes only and is subject to change without notice. The contents of this profile are provided for informational and educational purposes and are not intended to provide investment, tax or legal advice. While every effort has been made to provide accurate and complete information, BMO Life Assurance Company and Fundata Canada will not be held liable for any inaccuracies, errors or omissions in the information provided.

