

**VOLATILITY**



Based on 3 year standard deviation

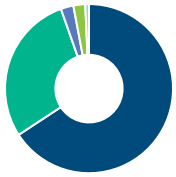
**TOP HOLDINGS**

as of September 30, 2024

|                                    |       |
|------------------------------------|-------|
| Brookfield Corp CI A               | 4.34% |
| Amazon.com Inc                     | 3.93% |
| Element Fleet Management Corp      | 3.67% |
| Royal Bank of Canada               | 3.43% |
| Canadian Imperial Bank of Commerce | 3.39% |
| Meta Platforms Inc CI A            | 3.39% |
| Alphabet Inc CI A                  | 3.34% |
| WSP Global Inc                     | 3.26% |
| Microsoft Corp                     | 3.24% |
| UnitedHealth Group Inc             | 2.55% |

**ASSET ALLOCATION**

as of September 30, 2024



|                      |        |
|----------------------|--------|
| Canadian Equity      | 65.81% |
| US Equity            | 28.77% |
| Income Trust Units   | 2.44%  |
| International Equity | 2.27%  |
| Cash and Equivalents | 0.71%  |

**SECTOR ALLOCATION**

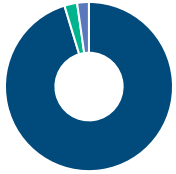
as of September 30, 2024



|                     |        |
|---------------------|--------|
| Financial Services  | 29.09% |
| Technology          | 20.82% |
| Consumer Services   | 10.36% |
| Energy              | 8.46%  |
| Industrial Services | 7.81%  |
| Other               | 23.46% |

**GEOGRAPHIC ALLOCATION**

as of September 30, 2024



|               |        |
|---------------|--------|
| North America | 95.29% |
| Latin America | 2.44%  |
| Europe        | 2.27%  |

**STYLE**

as of September 30, 2024

|        | Value | Blend | Growth |
|--------|-------|-------|--------|
| Large  |       |       | Large  |
| Medium |       |       |        |
| Small  |       |       |        |

**CI Canadian Equity Corporate Class A**

The information contained in this profile is related to the index indicated above. As part of a BMO Life Assurance Company policy, you do not purchase units in this index or a legal interest in any security.

**OBJECTIVE**

This fund's objective is to achieve long-term capital growth by investing, directly or indirectly, primarily in equity securities of Canadian companies. Indirect investments may include convertible securities, derivatives, equity-related securities and securities of other mutual funds. Any change to the fundamental investment objective must be approved by a majority of the votes cast by shareholders at a meeting called to consider the change.

|                                   |                            |                     |                   |
|-----------------------------------|----------------------------|---------------------|-------------------|
| <b>Category</b>                   | Canadian Focused Equity    | <b>Fund Manager</b> | <b>Start Date</b> |
| <b>Managed By</b>                 | CI Global Asset Management | Stephen Groff       | 04/01/2011        |
| <b>Inception Date</b>             | Dec 31, 2007               | Brandon Snow        | 04/01/2011        |
| <b>MER</b>                        | 2.43%                      |                     |                   |
| <b>Total Assets (\$ millions)</b> | 1,356.01                   |                     |                   |

**COMPOUND RETURN**

as of September 30, 2024

| Period          | 1 Mth | 3 Mth | 6 Mth | 1 Yr   | 3 Yr   | 5 Yr   | 10 Yr | Inception |
|-----------------|-------|-------|-------|--------|--------|--------|-------|-----------|
| Designated Fund | 2.81% | 8.13% | 9.18% | 29.46% | 11.32% | 11.10% | 8.33% | 8.35%     |
| Benchmark       | 2.88% | 8.57% | 9.34% | 27.51% | 9.03%  | 10.81% | 8.57% | 8.04%     |
| Quartile        | 2     | 2     | 2     | 1      | 1      | 2      | 3     | 2         |

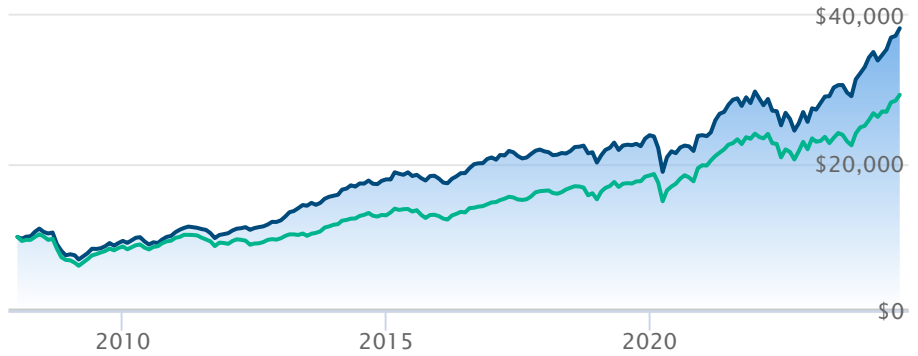
**CALENDAR RETURN**

as of September 30, 2024

| Period          | 2023   | 2022    | 2021   | 2020  | 2019   | 2018   | 2017   | 2016   | 2015   |
|-----------------|--------|---------|--------|-------|--------|--------|--------|--------|--------|
| Designated Fund | 25.75% | -13.85% | 24.89% | 0.01% | 18.50% | -7.07% | 3.98%  | 16.01% | 0.62%  |
| Benchmark       | 13.60% | -8.87%  | 21.76% | 7.58% | 21.45% | -7.14% | 10.80% | 14.44% | -0.77% |
| Quartile        | 1      | 3       | 2      | 4     | 3      | 3      | 4      | 2      | 2      |

**GROWTH OF \$10,000**

Annual values as of September 30, 2024



CI Canadian Equity Corporate Class A

Fundata Canadian Focused Equity Index

The information contained on this page is related only to the designated fund or funds shown above. As part of a BMO Life Assurance Company policy, you do not purchase units in this designated fund or a legal interest in any security.

Past performance is no guarantee of future performance. All returns are historical annual compounded total rates of return and reflect changes in yield and distributions reinvested. Managed Indexed, Managed Portfolios and Market Indexed accounts credit an interest amount mirroring the net rate of return of a specified underlying investment, less a BMO Life Assurance Company daily management fee. These rates of return do not reflect the current BMO Life Assurance Company management /universal life fee which must be taken into consideration when determining the net return earned on the account.

Information contained in this document is for illustrative purposes only and is subject to change without notice. The contents of this profile are provided for informational and educational purposes and are not intended to provide investment, tax or legal advice. While every effort has been made to provide accurate and complete information, BMO Life Assurance Company and Fundata Canada will not be held liable for any inaccuracies, errors or omissions in the information provided.

