

**VOLATILITY**



Based on 3 year standard deviation

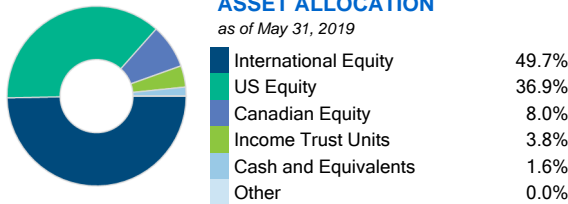
**TOP HOLDINGS**

as of May 31, 2019

Portland General Electric Co	2.47%
Merck & Co Inc	2.25%
CLP Holdings Ltd	2.23%
Pfizer Inc	2.20%
Enel SpA	2.16%
Exelon Corp	2.14%
Public Bank Bhd	2.09%
Allstate Corp	2.00%
Chevron Corp	1.87%
Idacorp Inc	1.86%

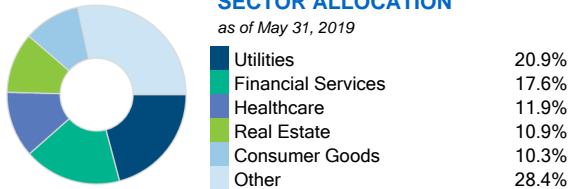
**ASSET ALLOCATION**

as of May 31, 2019



**SECTOR ALLOCATION**

as of May 31, 2019



**GEOGRAPHIC ALLOCATION**

as of May 31, 2019



**STYLE**

as of January 31, 2020

	Value	Blend	Growth	
Large		█		
Medium				
Small				

**UNIVERSAL LIFE  
MANAGED INDEXED ACCOUNTS**

**INTERNATIONAL EQUITY**

**BMO Global Growth & Income Fund Adv**

The information contained in this profile is related to the index indicated above. As part of a BMO Life Assurance Company policy, you do not purchase units in this index or a legal interest in any security.

**OBJECTIVE**

This fund's objective is to provide long-term growth through capital appreciation and to generate interest income primarily by investing in equity and equity-related securities as well as in fixed income securities of issuers located throughout the world, with no restrictions on the capitalization of the securities that may be selected for the portfolio.

<b>Category</b>	Global Equity	<b>Fund Managers</b>	<b>Start Date</b>
<b>Managed By</b>	BMO Investments Inc.	David Corris	5/23/2018
<b>Inception Date</b>	July 17, 2006	Jay Kaufman	5/23/2018
<b>Designated Fund MER</b>	2.47%	Ernesto Ramos	5/23/2018
<b>Total Assets (\$ millions)</b>	20.72		

**COMPOUND RETURN**

as of January 31, 2020

Period	1 Mth	3 Mth	6 Mth	1 Yr	3 Yr	5 Yr	10 Yr	Inception
Designated Fund	0.56%	0.58%	2.93%	6.34%	7.39%	6.25%	7.18%	4.56%
Benchmark	-0.14%	5.32%	8.06%	16.53%	11.61%	9.52%	11.82%	-
Quartile	2	4	4	4	3	2	3	-

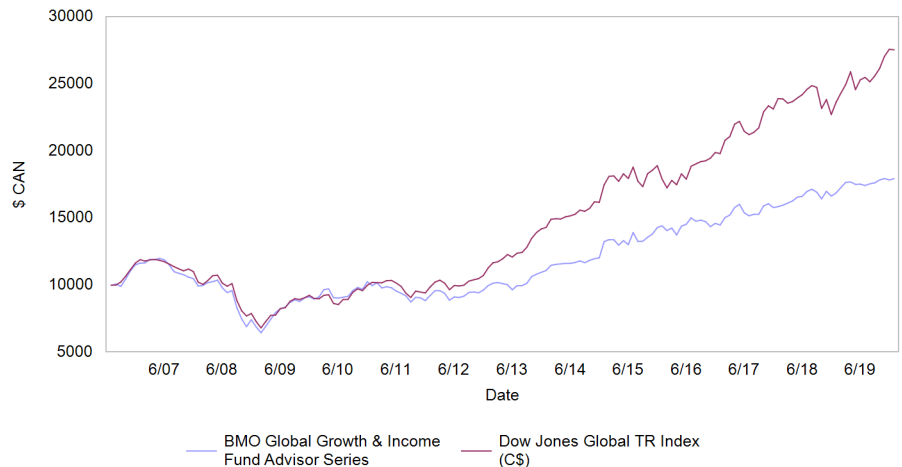
**CALENDAR RETURN**

as of January 31, 2020

Period	2019	2018	2017	2016	2015	2014	2013	2012	2011
Designated Fund	7.25%	5.36%	8.10%	2.17%	18.70%	9.87%	13.80%	8.81%	-13.72%
Benchmark	21.41%	-1.79%	16.29%	5.18%	16.88%	13.97%	32.40%	13.73%	-5.69%
Quartile	4	1	4	3	1	2	4	3	4

**GROWTH OF \$10,000**

Annual values as of January 31 2020



The information contained on this page is related only to the designated fund or funds shown above. As part of a BMO Life Assurance Company policy, you do not purchase units in these designated funds or a legal interest in any security.

Past performance is no guarantee of future performance. All returns are historical annual compounded total rates of return and reflect changes in yield and distributions reinvested. Managed Indexed, Managed Portfolios and Market Indexed accounts credit an interest amount mirroring the net rate of return of a specified underlying investment, less a BMO Life Assurance Company daily management fee. These rates of return do not reflect the current BMO Life Assurance Company management / universal life fee which must be taken into consideration when determining the net return earned on the account.

Information contained in this document is for illustrative purposes only and is subject to change without notice. The contents of this profile are provided for informational and educational purposes and are not intended to provide investment, tax or legal advice. While every effort has been made to provide accurate and complete information, BMO Life Assurance Company and Fundata Canada will not be held liable for any inaccuracies, errors or omissions in the information provided.

™/® Trademark/registered trademark of Bank of Montreal, used under licence.



Data Provided By Fundata