

**VOLATILITY**



Based on 3 year standard deviation


**TOP HOLDINGS**

as of June 30, 2021

Cargojet Inc	5.14%
Trisura Group Ltd	4.50%
Brookfield Business Partners LP - Units	4.08%
LifeWorks Inc	3.96%
KKR & Co LP - Units	3.88%
Information Services Corp	3.84%
TFI International Inc	3.64%
Brookfield Infrastructure Partners LP - Units	3.39%
CGI Group Inc Cl A	3.13%
Waste Connections Inc	3.04%

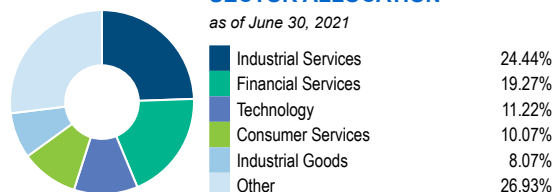
**ASSET ALLOCATION**

as of June 30, 2021



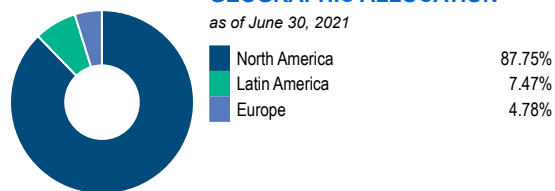
**SECTOR ALLOCATION**

as of June 30, 2021



**GEOGRAPHIC ALLOCATION**

as of June 30, 2021



**STYLE**

as of June 30, 2021

	Value	Blend	Growth	
				Large
				Medium
				Small

**CI Canadian Small/Mid Cap Equity Income Fd Ser A**

The information contained in this profile is related to the index indicated above. As part of a BMO Life Assurance Company policy, you do not purchase units in this index or a legal interest in any security.

**OBJECTIVE**

The Fund's investment objective is to provide consistent monthly income and capital appreciation by investing in equity securities of small and medium capitalization companies and trusts, as well as preferred securities and convertible debentures and to a lesser extent other interest bearing securities, such as bonds, bills or banker's acceptances.

<b>Category</b>	Canadian Focused Small/Mid Cap Equity	<b>Fund Manager</b>	Aubrey Hearn	<b>Start Date</b>	07/27/2005
<b>Managed By</b>	CI Investments Inc		Bryan Brown		06/01/2018
<b>Inception Date</b>	Jul 28, 2005		Jack Hall		06/01/2018
<b>MER</b>	2.42%				
<b>Total Assets (\$ millions)</b>	1,130.89				

**COMPOUND RETURN**

as of June 30, 2021

Period	1 Mth	3 Mth	6 Mth	1 Yr	3 Yr	5 Yr	10 Yr	Inception
Designated Fund	1.52%	7.78%	15.16%	41.77%	9.52%	9.92%	11.27%	11.43%
Benchmark	1.38%	7.62%	16.81%	49.76%	9.58%	9.29%	6.62%	6.11%
Quartile	4	1	2	3	3	3	3	2

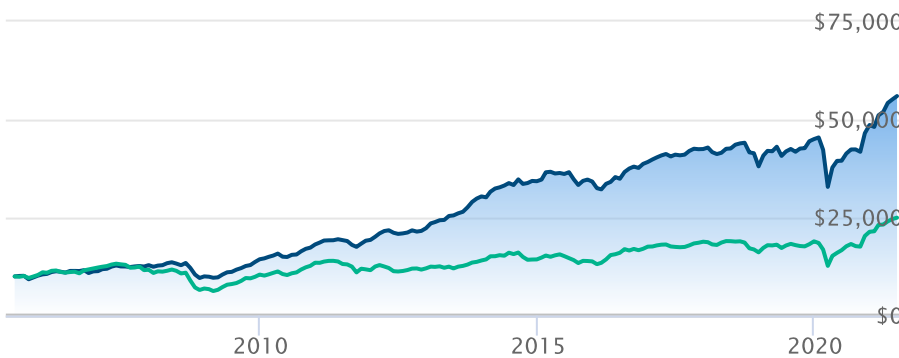
**CALENDAR RETURN**

as of June 30, 2021

Period	2020	2019	2018	2017	2016	2015	2014	2013	2012
Designated Fund	8.01%	18.28%	-10.41%	8.43%	14.56%	-0.22%	12.73%	36.35%	15.47%
Benchmark	12.92%	17.42%	-14.41%	7.15%	27.23%	-3.54%	1.95%	16.61%	4.08%
Quartile	4	4	2	3	4	3	2	2	3

**GROWTH OF \$10,000**

Annual values as of June 30, 2021



■ CI Canadian Small/Mid Cap Equity Income Fd Ser A ■ Canadian Focused Small/Mid Cap Equity Index

The information contained on this page is related only to the designated fund or funds shown above. As part of a BMO Life Assurance Company policy, you do not purchase units in this designated fund or a legal interest in any security.

Past performance is no guarantee of future performance. All returns are historical annual compounded total rates of return and reflect changes in yield and distributions reinvested. Managed Indexed, Managed Portfolios and Market Indexed accounts credit an interest amount mirroring the net rate of return of a specified underlying investment, less a BMO Life Assurance Company daily management fee. These rates of return do not reflect the current BMO Life Assurance Company management /universal life fee which must be taken into consideration when determining the net return earned on the account.

Information contained in this document is for illustrative purposes only and is subject to change without notice. The contents of this profile are provided for informational and educational purposes and are not intended to provide investment, tax or legal advice. While every effort has been made to provide accurate and complete information, BMO Life Assurance Company and Fundata Canada will not be held liable for any inaccuracies, errors or omissions in the information provided.

™/® Trademark/registered trademark of Bank of Montreal, used under licence.



Data Provided By Fundata