

VOLATILITY



Based on 3 year standard deviation

TOP HOLDINGS

as of January 31, 2020

Cambridge Bond Fund Class I	43.27%
Cambridge Global Dividend Fund Class I	29.91%
Cambridge Canadian Short-Term Bond Pool Class I	12.15%
Cambridge Canadian Dividend Fund Class I	7.89%
Cambridge Canadian Long-Term Bond Pool Class I	5.03%
Canadian Dollars	1.88%
US dollar - London	0.03%
Cash and Cash Equivalents	-0.16%

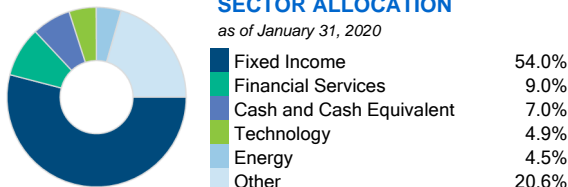
ASSET ALLOCATION

as of January 31, 2020



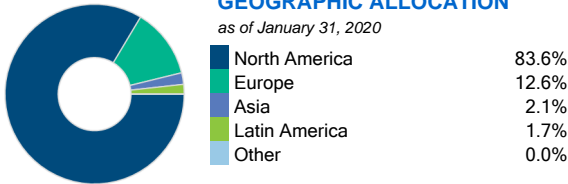
SECTOR ALLOCATION

as of January 31, 2020



GEOGRAPHIC ALLOCATION

as of January 31, 2020



STYLE

as of January 31, 2020

Value	Blend	Growth	
			Large
			Medium
			Small

**UNIVERSAL LIFE
MANAGED INDEXED ACCOUNTS**

BALANCED FUNDS

Cambridge Global High Income Fund A

The information contained in this profile is related to the index indicated above. As part of a BMO Life Assurance Company policy, you do not purchase units in this index or a legal interest in any security.

OBJECTIVE

This fund's objective is to achieve a high level of income by investing primarily in fixed income and high-yielding equity securities and other income producing securities throughout the world.

Category	Tactical Balanced	Fund Managers	Start Date
Managed By	CI Investments Inc	Robert Swanson	12/14/2012
Inception Date	July 2, 2004		
Designated Fund MER	2.32%		
Total Assets (\$ millions)	818.49		

COMPOUND RETURN

as of January 31, 2020

Period	1 Mth	3 Mth	6 Mth	1 Yr	3 Yr	5 Yr	10 Yr	Inception
Designated Fund	1.06%	2.26%	2.92%	7.24%	4.35%	3.32%	7.11%	8.20%
Benchmark	1.48%	3.72%	6.12%	12.65%	8.70%	6.98%	8.89%	-
Quartile	2	4	4	4	3	3	1	-

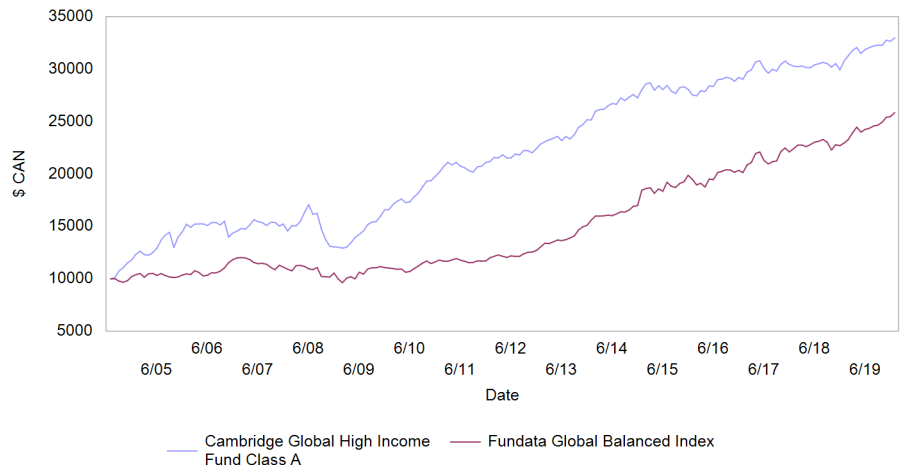
CALENDAR RETURN

as of January 31, 2020

Period	2019	2018	2017	2016	2015	2014	2013	2012	2011
Designated Fund	9.11%	-1.74%	4.28%	4.02%	2.99%	8.30%	12.30%	6.24%	6.75%
Benchmark	12.26%	2.68%	8.66%	2.39%	17.05%	12.44%	18.86%	8.49%	0.80%
Quartile	4	1	3	3	2	2	3	2	1

GROWTH OF \$10,000

Annual values as of January 31 2020



The information contained on this page is related only to the designated fund or funds shown above. As part of a BMO Life Assurance Company policy, you do not purchase units in these designated funds or a legal interest in any security.

Past performance is no guarantee of future performance. All returns are historical annual compounded total rates of return and reflect changes in yield and distributions reinvested. Managed Indexed, Managed Portfolios and Market Indexed accounts credit an interest amount mirroring the net rate of return of a specified underlying investment, less a BMO Life Assurance Company daily management fee. These rates of return do not reflect the current BMO Life Assurance Company management / universal life fee which must be taken into consideration when determining the net return earned on the account.

Information contained in this document is for illustrative purposes only and is subject to change without notice. The contents of this profile are provided for informational and educational purposes and are not intended to provide investment, tax or legal advice. While every effort has been made to provide accurate and complete information, BMO Life Assurance Company and Fundata Canada will not be held liable for any inaccuracies, errors or omissions in the information provided.

™/® Trademark/registered trademark of Bank of Montreal, used under licence.



Data Provided By Fundata