

VOLATILITY



Based on 3 year standard deviation


TOP HOLDINGS

as of January 31, 2020

Brookfield Asset Management Inc Cl A	5.08%
Cash and Cash Equivalents	3.72%
Alimentation Couche-Tard Inc Cl B	3.49%
Algonquin Power & Utilities Corp	3.29%
Toronto-Dominion Bank	2.97%
Bank of Nova Scotia	2.69%
Royal Bank of Canada	2.67%
Enbridge Inc	2.50%
Tricon Capital Group Inc	2.40%
Pembina Pipeline Corp	2.35%

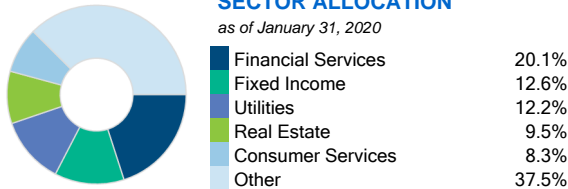
ASSET ALLOCATION

as of January 31, 2020



SECTOR ALLOCATION

as of January 31, 2020



GEOGRAPHIC ALLOCATION

as of January 31, 2020



STYLE

as of January 31, 2020

Value	Blend	Growth	
			Large
			Medium
			Small

**UNIVERSAL LIFE
MANAGED INDEXED ACCOUNTS**

BALANCED FUNDS

AGF Tactical Income Fund Mutual Fund Ser

The information contained in this profile is related to the index indicated above. As part of a BMO Life Assurance Company policy, you do not purchase units in this index or a legal interest in any security.

OBJECTIVE

The Fund's investment objective is to seek a balance of current income and long-term capital appreciation by investing primarily in a diversified portfolio of dividend-paying and distribution-paying Canadian equity and income securities including income trusts, common and preferred shares and corporate debt.

Category	Canadian Equity Balanced	Fund Managers	Start Date
Managed By	AGF Investments Inc.	Greg Bay	5/29/2013
Inception Date	March 31, 2003	Michael Fricker	5/29/2013
Designated Fund MER	2.43%		
Total Assets (\$ millions)	64.31		

COMPOUND RETURN

as of January 31, 2020

Period	1 Mth	3 Mth	6 Mth	1 Yr	3 Yr	5 Yr	10 Yr	Inception
Designated Fund	1.71%	5.57%	7.78%	12.14%	5.24%	5.40%	5.84%	7.26%
Benchmark	2.09%	5.00%	6.22%	13.53%	6.69%	5.70%	6.98%	-
Quartile	2	1	1	1	1	1	2	-

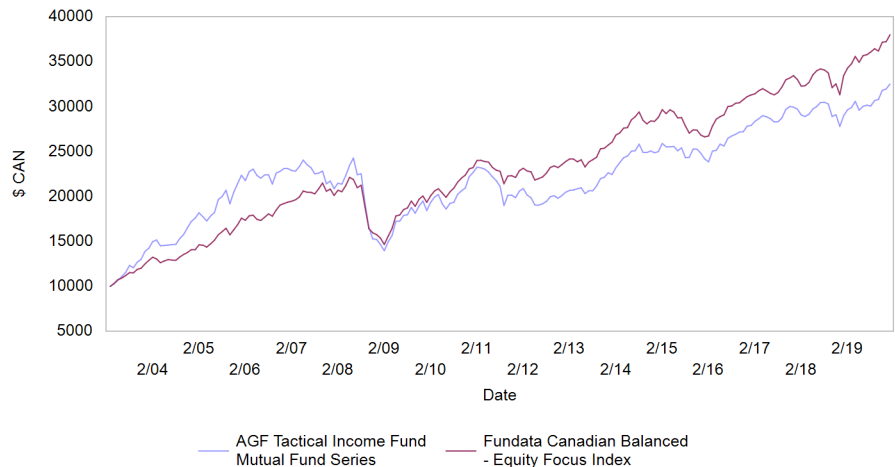
CALENDAR RETURN

as of January 31, 2020

Period	2019	2018	2017	2016	2015	2014	2013	2012	2011
Designated Fund	15.01%	-7.16%	7.58%	12.19%	-0.24%	9.83%	12.60%	1.20%	-10.57%
Benchmark	18.83%	-6.34%	7.50%	15.95%	-5.39%	10.25%	9.26%	6.43%	-4.14%
Quartile	2	3	1	2	2	2	3	4	4

GROWTH OF \$10,000

Annual values as of January 31 2020



The information contained on this page is related only to the designated fund or funds shown above. As part of a BMO Life Assurance Company policy, you do not purchase units in these designated funds or a legal interest in any security.

Past performance is no guarantee of future performance. All returns are historical annual compounded total rates of return and reflect changes in yield and distributions reinvested. Managed Indexed, Managed Portfolios and Market Indexed accounts credit an interest amount mirroring the net rate of return of a specified underlying investment, less a BMO Life Assurance Company daily management fee. These rates of return do not reflect the current BMO Life Assurance Company management / universal life fee which must be taken into consideration when determining the net return earned on the account.

Information contained in this document is for illustrative purposes only and is subject to change without notice. The contents of this profile are provided for informational and educational purposes and are not intended to provide investment, tax or legal advice. While every effort has been made to provide accurate and complete information, BMO Life Assurance Company and Fundata Canada will not be held liable for any inaccuracies, errors or omissions in the information provided.

™/® Trademark/registered trademark of Bank of Montreal, used under licence.



Data Provided By Fundata