

**VOLATILITY**



Based on 3 year standard deviation

**TOP HOLDINGS**

as of February 28, 2025

Cash and Cash Equivalents	3.45%
Ecolab Inc	3.00%
American Water Capital Corp 2.80% 01-Feb-2030	2.56%
Prysmian SpA	2.46%
Schneider Electric SE	2.42%
Kerry Grp Fncl Srvc Unltd Co 0.63% 20-Sep-2029	2.25%
Eli Lilly and Co	2.21%
Amphenol Corp Cl A	2.18%
Dassault Systemes SE 0.13% 16-Sep-2026	2.18%
Secure Waste Infrastructure Corp	2.07%

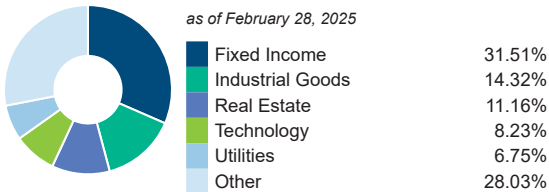
**ASSET ALLOCATION**

as of February 28, 2025



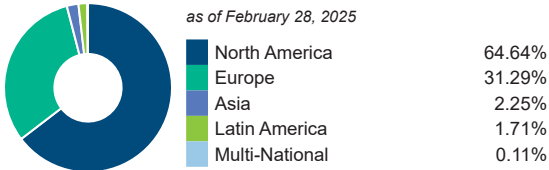
**SECTOR ALLOCATION**

as of February 28, 2025



**GEOGRAPHIC ALLOCATION**

as of February 28, 2025



**STYLE**

as of February 28, 2025

	Value	Blend	Growth
Large			
Medium			
Small			

**UNIVERSAL LIFE  
MANAGED INDEXED ACCOUNTS**

**BALANCED FUNDS**

**AGF Global Sustainable Balanced Fund MF**

The information contained in this profile is related to the index indicated above. As part of a BMO Life Assurance Company policy, you do not purchase units in this index or a legal interest in any security.

**OBJECTIVE**

The Fund's investment objective is to provide long-term growth of capital through a combination of capital appreciation and interest income by investing primarily in a diversified portfolio of equity and fixed-income securities that fit the Fund's concept of sustainable development.

<b>Category</b>	Global Equity Balanced	<b>Fund Manager</b>	<b>Start Date</b>
<b>Managed By</b>	AGF Investments Inc.	Martin Grosskopf	04/30/2021
<b>Inception Date</b>	Mar 31, 2003	Andy Kochar	04/30/2021
<b>MER</b>	2.30%	AGF Investments LLC	04/26/2023
<b>Total Assets (\$ millions)</b>	63.63		

**COMPOUND RETURN**

as of February 28, 2025

Period	1 Mth	3 Mth	6 Mth	1 Yr	3 Yr	5 Yr	10 Yr	Inception
Designated Fund	-1.76%	-1.87%	0.39%	4.18%	0.43%	0.94%	1.13%	6.40%
Benchmark	-0.48%	2.93%	9.60%	18.61%	10.47%	10.41%	8.55%	6.61%
Quartile	4	4	4	4	4	4	4	4

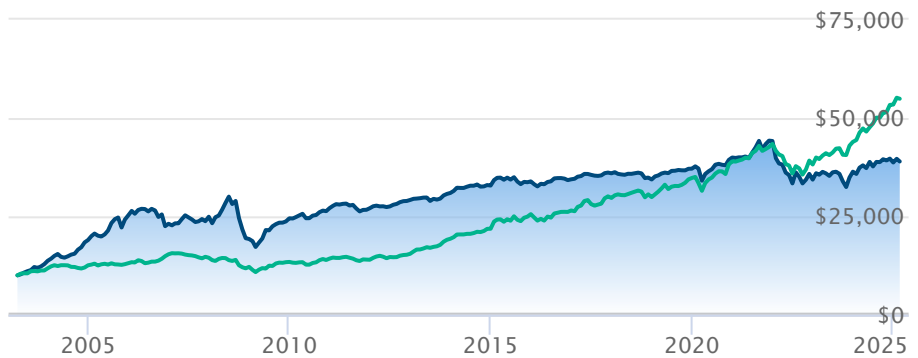
**CALENDAR RETURN**

as of February 28, 2025

Period	2024	2023	2022	2021	2020	2019	2018	2017	2016
Designated Fund	6.42%	5.91%	-22.24%	10.47%	7.66%	7.99%	-4.36%	4.44%	1.56%
Benchmark	21.57%	15.07%	-12.03%	11.33%	12.17%	16.29%	0.72%	11.99%	3.66%
Quartile	4	4	4	4	3	4	2	4	4

**GROWTH OF \$10,000**

Annual values as of February 28, 2025



AGF Global Sustainable Balanced Fund MF

Fundata Global Balanced - Equity Focus Index

The information contained on this page is related only to the designated fund or funds shown above. As part of a BMO Life Assurance Company policy, you do not purchase units in this designated fund or a legal interest in any security.

Past performance is no guarantee of future performance. All returns are historical annual compounded total rates of return and reflect changes in yield and distributions reinvested. Managed Indexed, Managed Portfolios and Market Indexed accounts credit an interest amount mirroring the net rate of return of a specified underlying investment, less a BMO Life Assurance Company daily management fee. These rates of return do not reflect the current BMO Life Assurance Company management /universal life fee which must be taken into consideration when determining the net return earned on the account.

Information contained in this document is for illustrative purposes only and is subject to change without notice. The contents of this profile are provided for informational and educational purposes and are not intended to provide investment, tax or legal advice. While every effort has been made to provide accurate and complete information, BMO Life Assurance Company and Fundata Canada will not be held liable for any inaccuracies, errors or omissions in the information provided.

