

**VOLATILITY**



Based on 3 year standard deviation

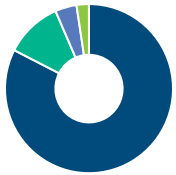
**TOP HOLDINGS**

as of January 31, 2025

Royal Bank of Canada	7.88%
Agnico Eagle Mines Ltd	5.75%
Toronto-Dominion Bank	5.51%
Enbridge Inc	4.63%
Bank of Montreal	4.45%
Canadian Natural Resources Ltd	4.36%
Canadian National Railway Co	4.14%
Manulife Financial Corp	4.04%
Suncor Energy Inc	3.75%
Open Text Corp	3.57%

**ASSET ALLOCATION**

as of January 31, 2025



Canadian Equity	82.52%
Income Trust Units	10.97%
US Equity	4.14%
Cash and Equivalents	2.37%

**SECTOR ALLOCATION**

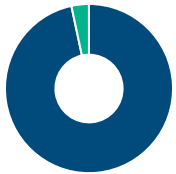
as of January 31, 2025



Financial Services	31.15%
Energy	20.44%
Basic Materials	11.44%
Utilities	6.12%
Real Estate	5.25%
Other	25.60%

**GEOGRAPHIC ALLOCATION**

as of January 31, 2025



North America	96.63%
Latin America	3.37%

**STYLE**

as of January 31, 2025

	Value	Blend	Growth
Large			
Medium			
Small			

**BMO Monthly High Income Fund II Advisor Series**

The information contained in this profile is related to the index indicated above. As part of a BMO Life Assurance Company policy, you do not purchase units in this index or a legal interest in any security.

**OBJECTIVE**

This fund's objective is to generate a high level of monthly distributions with moderate volatility by investing primarily in a portfolio of trust units, equity securities and fixed income securities.

<b>Category</b>	Canadian Dividend & Income Equity	<b>Fund Manager</b>	<b>Start Date</b>
<b>Managed By</b>	BMO Investments Inc.	Kevin Hall	10/10/2002
<b>Inception Date</b>	Oct 10, 2002	D. Edward Macklin	05/24/2024
<b>MER</b>	2.08%		
<b>Total Assets (\$ millions)</b>	741.18		

**COMPOUND RETURN**

as of January 31, 2025

Period	1 Mth	3 Mth	6 Mth	1 Yr	3 Yr	5 Yr	10 Yr	Inception
Designated Fund	2.46%	1.56%	5.68%	14.60%	5.03%	7.10%	5.20%	8.52%
Benchmark	3.48%	6.47%	12.11%	25.19%	9.97%	11.45%	8.96%	9.60%
Quartile	3	4	4	4	4	4	4	3

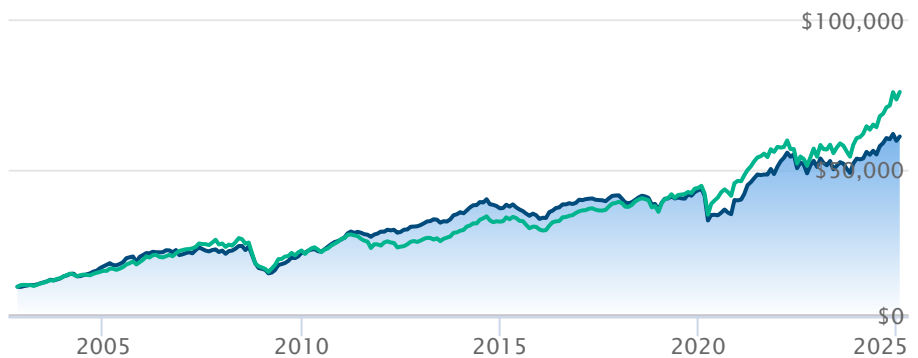
**CALENDAR RETURN**

as of January 31, 2025

Period	2024	2023	2022	2021	2020	2019	2018	2017	2016
Designated Fund	11.28%	5.58%	-0.19%	29.07%	-7.98%	18.34%	-11.98%	3.72%	19.79%
Benchmark	21.65%	11.75%	-5.84%	25.09%	5.60%	22.88%	-8.89%	9.10%	21.08%
Quartile	4	4	1	2	4	3	4	4	2

**GROWTH OF \$10,000**

Annual values as of January 31, 2025



BMO Monthly High Income Fund II Advisor Series S&P/TSX Composite Index TR

The information contained on this page is related only to the designated fund or funds shown above. As part of a BMO Life Assurance Company policy, you do not purchase units in this designated fund or a legal interest in any security.

Past performance is no guarantee of future performance. All returns are historical annual compounded total rates of return and reflect changes in yield and distributions reinvested. Managed Indexed, Managed Portfolios and Market Indexed accounts credit an interest amount mirroring the net rate of return of a specified underlying investment, less a BMO Life Assurance Company daily management fee. These rates of return do not reflect the current BMO Life Assurance Company management /universal life fee which must be taken into consideration when determining the net return earned on the account.

Information contained in this document is for illustrative purposes only and is subject to change without notice. The contents of this profile are provided for informational and educational purposes and are not intended to provide investment, tax or legal advice. While every effort has been made to provide accurate and complete information, BMO Life Assurance Company and Fundata Canada will not be held liable for any inaccuracies, errors or omissions in the information provided.

