

VOLATILITY



Based on 3 year standard deviation

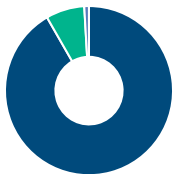
TOP HOLDINGS

as of June 30, 2024

| | |
|---|-------|
| Royal Bank of Canada | 6.65% |
| Cenovus Energy Inc | 5.26% |
| ARC Resources Ltd | 4.96% |
| Brookfield Corp Cl A | 4.94% |
| Canadian Pacific Kansas City Ltd | 4.69% |
| Agnico Eagle Mines Ltd | 4.68% |
| Brookfield Infrastructure Partners LP - Units | 4.07% |
| Telus Corp | 3.98% |
| CCL Industries Inc Cl B | 3.83% |
| Sun Life Financial Inc | 3.76% |

ASSET ALLOCATION

as of May 31, 2024



| | |
|----------------------|--------|
| Canadian Equity | 91.68% |
| Income Trust Units | 7.44% |
| Cash and Equivalents | 0.89% |
| Other | -0.01% |

SECTOR ALLOCATION

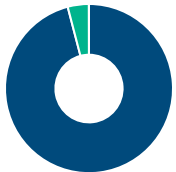
as of May 31, 2024



| | |
|--------------------|--------|
| Financial Services | 32.84% |
| Energy | 13.78% |
| Basic Materials | 13.24% |
| Industrial Goods | 9.21% |
| Technology | 8.10% |
| Other | 22.83% |

GEOGRAPHIC ALLOCATION

as of May 31, 2024



| | |
|---------------|--------|
| North America | 95.93% |
| Latin America | 4.07% |
| Europe | 0.01% |
| Other | -0.01% |

STYLE

as of June 30, 2024

| | Value | Blend | Growth |
|--------|-------|-------|--------|
| Large | | | Large |
| Medium | | | |
| Small | | | |

**UNIVERSAL LIFE
MANAGED PORTFOLIO INDEXED ACCOUNTS**

CANADIAN EQUITY

Invesco Pure Canadian Equity Class Series A

The information contained in this profile is related to the index indicated above. As part of a BMO Life Assurance Company policy, you do not purchase units in this index or a legal interest in any security.

OBJECTIVE

Invesco Pure Canadian Equity Class seeks to achieve strong capital growth over the long term by investing mainly in equities of Canadian companies. The investment objectives of the Fund cannot be changed without the approval of a majority of the investors at a meeting called to consider the change.

| | | | | | |
|-----------------------------------|---------------------|---------------------|-----------------------|-------------------|------------|
| Category | Canadian Equity | Fund Manager | Invesco Advisers Inc. | Start Date | 09/15/2008 |
| Managed By | Invesco Canada Ltd. | | David Pirie | | 07/30/2021 |
| Inception Date | Oct 29, 2001 | | Brian Tidd | | 07/30/2021 |
| MER | 2.47% | | | | |
| Total Assets (\$ millions) | 22.03 | | | | |

COMPOUND RETURN

as of June 30, 2024

| Period | 1 Mth | 3 Mth | 6 Mth | 1 Yr | 3 Yr | 5 Yr | 10 Yr | Inception |
|-----------------|--------|--------|-------|--------|-------|-------|-------|-----------|
| Designated Fund | -0.38% | -1.02% | 4.59% | 8.69% | 6.66% | 8.44% | 3.94% | 5.72% |
| Benchmark | -1.42% | -0.53% | 6.05% | 12.13% | 5.98% | 9.28% | 6.95% | 9.36% |
| Quartile | 2 | 3 | 4 | 4 | 2 | 3 | 4 | 4 |

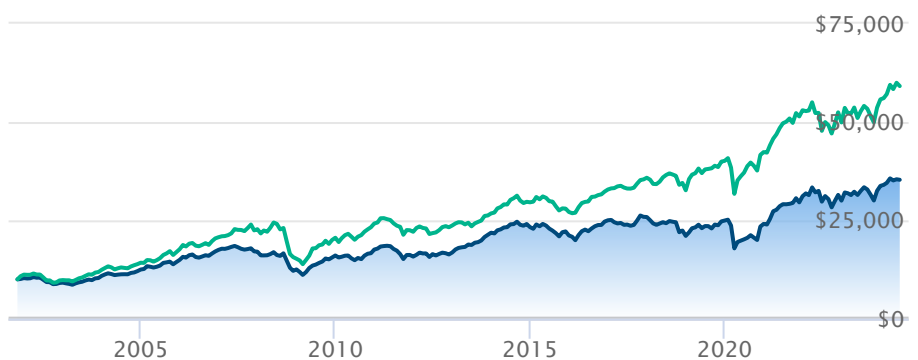
CALENDAR RETURN

as of June 30, 2024

| Period | 2023 | 2022 | 2021 | 2020 | 2019 | 2018 | 2017 | 2016 | 2015 |
|-----------------|--------|--------|--------|--------|--------|---------|-------|--------|--------|
| Designated Fund | 12.51% | -3.65% | 29.23% | -3.42% | 18.59% | -18.59% | 3.31% | 18.22% | -9.09% |
| Benchmark | 11.75% | -5.84% | 25.09% | 5.60% | 22.88% | -8.89% | 9.10% | 21.08% | -8.32% |
| Quartile | 1 | 2 | 1 | 4 | 4 | 4 | 4 | 2 | 4 |

GROWTH OF \$10,000

Annual values as of June 30, 2024



Invesco Pure Canadian Equity Class Series A

S&P/TSX Composite Index TR

The information contained on this page is related only to the designated fund or funds shown above. As part of a BMO Life Assurance Company policy, you do not purchase units in this designated fund or a legal interest in any security.

Past performance is no guarantee of future performance. All returns are historical annual compounded total rates of return and reflect changes in yield and distributions reinvested. Managed Indexed, Managed Portfolios and Market Indexed accounts credit an interest amount mirroring the net rate of return of a specified underlying investment, less a BMO Life Assurance Company daily management fee. These rates of return do not reflect the current BMO Life Assurance Company management /universal life fee which must be taken into consideration when determining the net return earned on the account.

Information contained in this document is for illustrative purposes only and is subject to change without notice. The contents of this profile are provided for informational and educational purposes and are not intended to provide investment, tax or legal advice. While every effort has been made to provide accurate and complete information, BMO Life Assurance Company and Fundata Canada will not be held liable for any inaccuracies, errors or omissions in the information provided.



Data Provided By Fundata