

VOLATILITY



Based on 3 year standard deviation

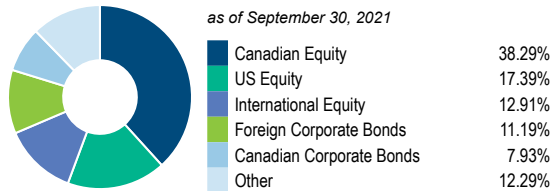
TOP HOLDINGS

as of September 30, 2021

| | |
|--------------------------------------|-------|
| Manulife Financial Corp | 3.88% |
| US dollar - London | 3.24% |
| Bank of Nova Scotia | 2.58% |
| CI Global Financial Sector ETF (FSF) | 2.43% |
| Canadian Dollars | 2.25% |
| Shopify Inc | 2.25% |
| Sony Corp | 1.78% |
| Microsoft Corp | 1.73% |
| Canadian Natural Resources Ltd | 1.70% |
| Toronto-Dominion Bank | 1.67% |

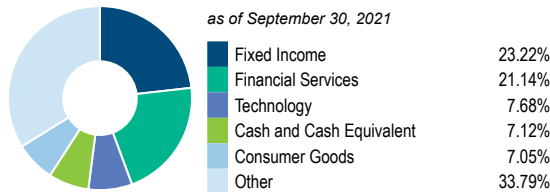
ASSET ALLOCATION

as of September 30, 2021



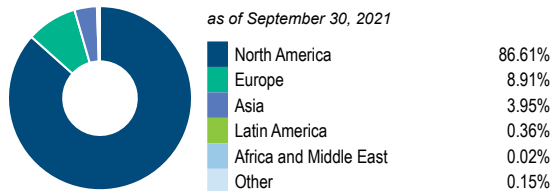
SECTOR ALLOCATION

as of September 30, 2021



GEOGRAPHIC ALLOCATION

as of September 30, 2021



STYLE

as of September 30, 2021

| | Value | Blend | Growth | |
|--|-------|-------|--------|--------|
| | | Large | | Large |
| | | | | Medium |
| | | | | Small |

**UNIVERSAL LIFE
MANAGED INDEXED ACCOUNTS**

BALANCED FUNDS

CI Canadian Income and Growth Fund Class A

The information contained in this profile is related to the index indicated above. As part of a BMO Life Assurance Company policy, you do not purchase units in this index or a legal interest in any security.

OBJECTIVE

The fund seeks to provide a steady flow of current income while preserving capital by investing in a diversified portfolio of securities composed mainly of equity, equity-related and fixed income securities of Canadian issuers. The fund may also invest in foreign securities. The fundamental investment objective of the fund cannot be changed without obtaining securityholder approval.

| | | | |
|-----------------------------------|-------------------------|---------------------|-------------------|
| Category | Global Neutral Balanced | Fund Manager | Start Date |
| Managed By | CI Investments Inc | Eric B. Bushell | 11/01/2003 |
| Inception Date | Nov 13, 2000 | Ryan Fitzgerald | 12/01/2010 |
| MER | 2.41% | John Shaw | 12/01/2010 |
| Total Assets (\$ millions) | 3,844.66 | Geof Marshall | 05/16/2012 |

COMPOUND RETURN

as of September 30, 2021

| Period | 1 Mth | 3 Mth | 6 Mth | 1 Yr | 3 Yr | 5 Yr | 10 Yr | Inception |
|-----------------|--------|-------|-------|--------|-------|-------|-------|-----------|
| Designated Fund | -1.69% | 0.37% | 5.56% | 17.81% | 6.29% | 6.63% | 7.21% | 6.61% |
| Benchmark | -2.46% | 1.51% | 4.56% | 8.48% | 8.44% | 7.55% | 9.77% | 5.85% |
| Quartile | 1 | 3 | 1 | 1 | 3 | 2 | 2 | 1 |

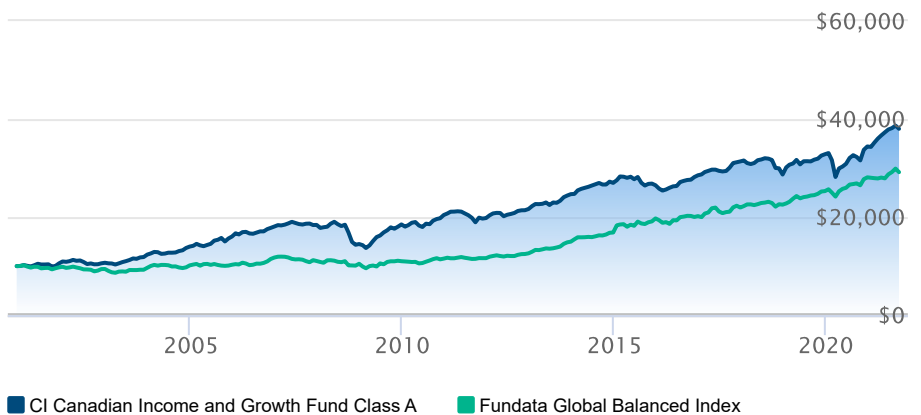
CALENDAR RETURN

as of September 30, 2021

| Period | 2020 | 2019 | 2018 | 2017 | 2016 | 2015 | 2014 | 2013 | 2012 |
|-----------------|--------|--------|--------|-------|-------|--------|--------|--------|-------|
| Designated Fund | 4.85% | 14.44% | -8.53% | 9.91% | 7.69% | -1.79% | 9.30% | 13.98% | 9.33% |
| Benchmark | 11.12% | 12.26% | 2.68% | 8.66% | 2.39% | 17.05% | 12.44% | 18.86% | 8.49% |
| Quartile | 3 | 1 | 4 | 1 | 1 | 4 | 2 | 2 | 2 |

GROWTH OF \$10,000

Annual values as of September 30, 2021



The information contained on this page is related only to the designated fund or funds shown above. As part of a BMO Life Assurance Company policy, you do not purchase units in this designated fund or a legal interest in any security.

Past performance is no guarantee of future performance. All returns are historical annual compounded total rates of return and reflect changes in yield and distributions reinvested. Managed Indexed, Managed Portfolios and Market Indexed accounts credit an interest amount mirroring the net rate of return of a specified underlying investment, less a BMO Life Assurance Company daily management fee. These rates of return do not reflect the current BMO Life Assurance Company management /universal life fee which must be taken into consideration when determining the net return earned on the account.

Information contained in this document is for illustrative purposes only and is subject to change without notice. The contents of this profile are provided for informational and educational purposes and are not intended to provide investment, tax or legal advice. While every effort has been made to provide accurate and complete information, BMO Life Assurance Company and Fundata Canada will not be held liable for any inaccuracies, errors or omissions in the information provided.

™,® Trademark/registered trademark of Bank of Montreal, used under licence.



Data Provided By Fundata